



Restylane
65
MILLION TREATMENTS

Restylane
27
YEARS

OVER
160
PUBLICATIONS



FOR ANY & EVERY LOOK

Your expertise, meets ours. The world's most diverse range of fillers and skinboosters.*¹⁻¹¹ Each and every one individually engineered so you can bring bespoke looks to life with precision.^{12,13} Matching your mastery, with their vision.

* The Restylane® product family has a broader range in G' (elastic modulus) than Juvéderm®, Belotero®, and Teosyal®.¹² G' is a measure of gel firmness (resistance to deformation), which can be used to understand how a gel's physical properties relate to its in vivo performance.¹²

Restylane®
by GALDERMA

THE WORLD'S MOST DIVERSE RANGE OF FILLERS AND SKINBOOSTERS¹⁻¹¹



1 CLOSEST TO NATURAL HA

THE ORIGINAL HA FILLER WITH MINIMAL MODIFICATION – CLOSEST TO SKIN'S OWN HA FOR INDIVIDUALIZED AND NATURAL-LOOKING RESULTS¹²⁻¹⁷



Restylane® owns the patent for the HA stabilization technique that results in a **minimally modified version of natural HA**, resulting in gels that are closer to the composition of natural HA^{14,15}

2 HIGH PERFORMANCE

LESS PRODUCT FOR GREAT EFFECT^{18,19}

Less product is needed to achieve the desired result giving more controlled outcomes:^{18,19}

- Restylane Kysse™ vs Juvéderm® Volbella® - **20% less**^{*,**18}
- Restylane Volyme™ vs. Juvéderm® Voluma® - **13% less**⁺¹⁹

LONG DURATION

Fillers from the Restylane range achieve **results that last up to 24 months** with one retreatment depending on the product used and area treated^{†20,21}



3 EXPERTS IN FACIAL DYNAMICS

THE FIRST HA FILLERS CLINICALLY PROVEN TO HAVE POSITIVE EFFECTS ON THE NATURALNESS OF DYNAMIC FACIAL EXPRESSIONS^{17,22}



Reduce the amount of strain during dynamic facial expression and **restore youthful expression**²²

YOUR EXPERTISE, MEETS OURS. WITH RESTYLANE, YOU CAN TRUST OUR HIGH PERFORMANCE AND PROVEN SAFETY OVER 26 YEARS TO HELP YOU DELIVER YOUR PATIENTS' VISION WITH PRECISION.^{23,24}



4 PROVEN SAFETY

UNMATCHED 26 YEARS OF PROVEN SAFETY FOR DIVERSE SKIN COLORS AND TYPES^{§||20,23,25,26}



Restylane products have demonstrated potentially **lower risk of late-onset complications** compared with Juvéderm® products^{‡27}

Restylane HA fillers may be associated with a **lower incidence of nodule formation and inflammatory events** compared with Juvéderm® Volbella® and Juvéderm Voluma®^{‡27}

Published safety data for Restylane includes nearly **407,000 patients of diverse skin colors and types**^{20,23,25,26}

5 HIGH PATIENT SATISFACTION ACROSS 26 YEARS^{24,28}

26 YEARS OF EXPERIENCE AND TRUSTED WITH MORE THAN 55 MILLION TREATMENTS WORLDWIDE²⁴



Patient satisfaction was 95.9% or higher at one month in 10 out of 13 Restylane studies across 26 years^{§#28}

99% of patients would recommend a treatment with Restylane to a friend^{‡9}

97% of patients showed improvements for up to 18 months with one retreatment^{‡0}

* Restylane Kysse (n=31) or Juvéderm® Volbella® (n=29) to treat the lips.¹⁸ Total volumes injected at initial treatment and touch-up, and volumes injected at optional retreatment were reported.¹⁸ A smaller total volume of study product was required in the Restylane Kysse group than in the Juvéderm® Volbella® group (1.54 ml vs. 1.94 ml in both lips together, P<0.001) to achieve optimal correction of lip fullness.¹⁸

** In a 40-week, randomized, controlled, evaluator-blinded study, 270 patients received Restylane Kysse (n=183) or Juvéderm® Volbella® (n=87) to treat the lips and perioral area.³¹ The mean volume injected in the lips was 1.82 ml (Restylane Kysse) and 2.24 ml (Juvéderm® Volbella®); P<0.001.³¹

† In a 48-week, randomized clinical study, patients received Restylane Volyme (n=142) or Juvéderm® Voluma® (n=68) as control, to address the cheeks/mid-face.¹⁹ The mean total volumes injected at initial treatment and touch-up were reported. Patients treated with Restylane Volyme (N=141) required less total volume injected to achieve optimal aesthetic results compared with Juvéderm® Voluma® (N=68; 4.26 ml vs. 4.88 ml, P=0.0134).¹⁹

‡ A second treatment (retreatment) was performed at 12 months in the same areas with the same products.²⁰ Touch-up was allowed 1 month after both treatments.²⁰

§ Restylane injectable gel was first approved for marketing and sale in September 1996 in the EU.²⁴

|| Based on a Restylane publications analysis conducted in June 2021.²³ Sources include a published post-marketing safety study of 638 patients and a retrospective analysis of AE reports encompassing 406,000 patients.²³

‡ In a recent post-marketing safety surveillance study using the MAUDE database to assess delayed (≥14 days post-treatment) AEs of interest (inflammatory and noninflammatory nodules, hypersensitivity, granulomas), Restylane Refyne and Restylane Defyne both had fewer combined total events of interest vs. Juvéderm® Volbella® and Juvéderm® Voluma®.²⁷

#95.9%. Based on an analysis of 13 clinical studies assessing subject satisfaction (as measured by GAIS) in patients treated with different OBT and NASHA fillers in varying facial areas. Analysis conducted in June 2021.²⁸

AE, adverse event; EU, European Union; GAIS, Global Aesthetic Improvement Scale; HA, hyaluronic acid; MAUDE, Manufacturer and User Facility Device Experience; NASHA, Non-Animal Stabilized Hyaluronic Acid; OBT, Optimal Balance Technology.

THE WORLD'S MOST DIVERSE RANGE OF FILLERS AND SKINBOOSTERS

FOR BESPOKE, NATURAL-LOOKING RESULTS¹⁻¹³

WITH DIFFERENT TECHNOLOGIES SUITED FOR EACH TREATMENT AREA, YOU CAN CRAFT TREATMENTS TO **LEAVE YOUR PATIENTS FILLED WITH CONFIDENCE.**¹²⁻¹⁵

1 SKIN QUALITY^{1,2}

RESTYLANE[®]
SKINBOOSTERS[™]

2 TEAR TROUGHS³

RESTYLANE[®]
EYELIGHT[™]

3 TEMPLES⁴

RESTYLANE[®]
VOLYME[™]

4 CHEEKS^{4,5}

RESTYLANE[®]
LYFT[™]

RESTYLANE[®]
VOLYME[™]

5 NOSE⁵

RESTYLANE[®]
LYFT[™]

6 NASOLABIAL FOLDS⁶⁻⁸

RESTYLANE[®]

RESTYLANE[®]
DEFYNE[™]

RESTYLANE[®]
REFYNE[™]

7 PERIORAL LINES⁸

RESTYLANE[®]
REFYNE[™]

8 MARIONETTE LINES^{6,8}

RESTYLANE[®]

RESTYLANE[®]
REFYNE[™]

9 LIPS⁹

RESTYLANE[®]
KYSSE[™]

10 JAWLINE^{5,7}

RESTYLANE[®]
LYFT[™]

RESTYLANE[®]
DEFYNE[™]

11 CHIN^{5,7}

RESTYLANE[®]
LYFT[™]

RESTYLANE[®]
DEFYNE[™]

12 NECK & DÉCOLLETAGE^{1,2}

RESTYLANE[®]
SKINBOOSTERS[™]

13 HANDS^{1,2}

RESTYLANE[®]
SKINBOOSTERS[™]



EACH AND EVERY PRODUCT IN OUR RANGE OF FILLERS AND SKINBOOSTERS IS **INDIVIDUALLY ENGINEERED** FOR A DIFFERENT PURPOSE, **SO THAT YOU CAN CREATE A LOOK TAILORED TO EACH PATIENT.**¹⁰⁻¹³



TWO COMPLEMENTARY TECHNOLOGIES

GIVING YOU THE RANGE TO CREATE ANY AND EVERY LOOK¹⁻¹¹

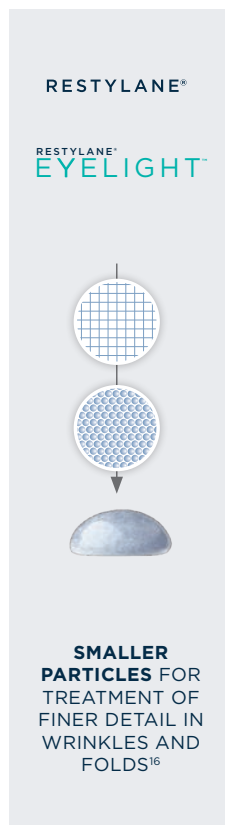
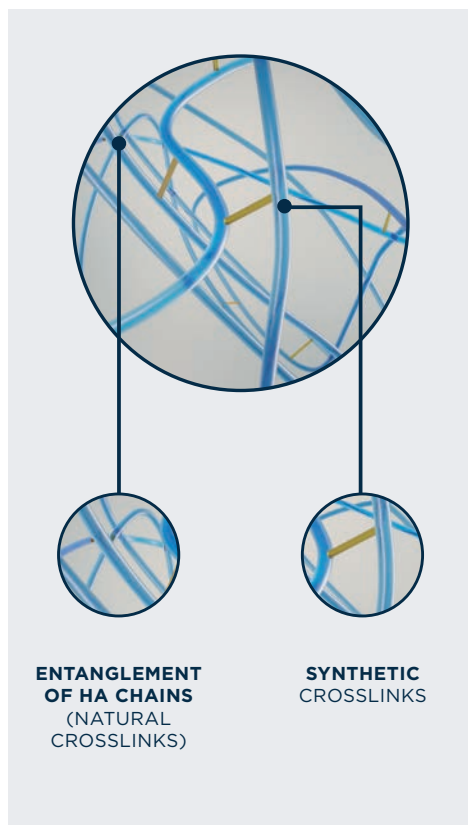
THE COMPLEMENTARY NATURE OF THE RESTYLANE PORTFOLIO ALLOWS FOR:^{10,15,18}

- **INDIVIDUALIZED, NATURAL-LOOKING** RESULTS
- **LONG-LASTING** IMPROVEMENT
- **LONG-TERM SATISFACTION** IN PATIENTS' SELF-CONFIDENCE


NASHA[®]

ENGINEERED FOR LIFTING AND PRECISION WITHOUT VOLUMIZATION¹⁰⁻¹³

- The NASHA technology offers **gels with minimal modification**, for the **closest composition to natural HA**¹⁴⁻¹⁶
- The **unique particle size** of NASHA gels allow **tailored treatment** with the fillers **closest to natural HA**¹⁶



SMALLER PARTICLES FOR TREATMENT OF FINER DETAIL IN WRINKLES AND FOLDS¹⁶

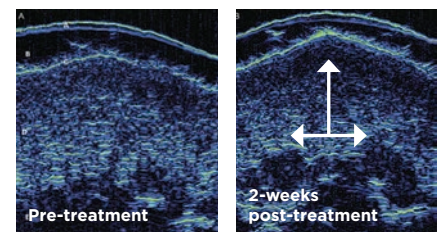


LARGER PARTICLES FOR SEVERE WRINKLES AND GREATER LIFTING CAPACITY¹⁶

NASHA IS THE ORIGINAL HYALURONIC ACID GEL TECHNOLOGY¹¹⁶

- The closest to natural HA gel technology on the market¹⁷
- Trusted by healthcare practitioners for over 25 years¹⁶

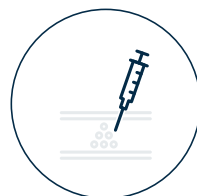
Restylane Lyft Pronounced projected lift¹¹



Adapted from Nikolis A et al. 2020.¹¹



The **firmest gels available*** provide the right amount of **projection and support** where needed^{10,12}



Targeted tissue integration with minimal distribution after injection allowing **precise and pronounced lifting capacity****^{+10,11,13}



High performance, well suited for **lifting and structure without volumization**^{10,14,15}

TWO TECHNOLOGIES WITH A RANGE OF GEL TEXTURES FOR INDIVIDUALLY ENGINEERED PRODUCTS TO ACHIEVE A PRECISE LOOK¹⁻¹²

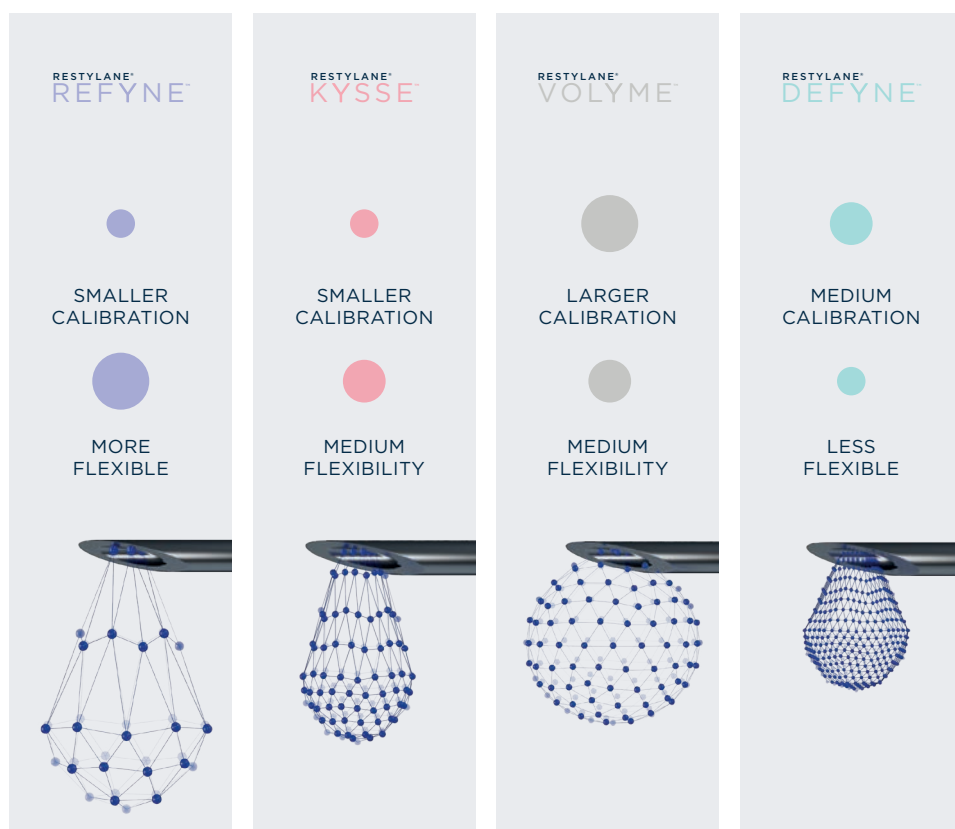
THE RANGE TO **LIFT WITH PRECISION** AND **CREATE DYNAMIC FACIAL EXPRESSION** IN ALL SKIN TYPES AND TONES:^{1-10,16-19}

- NASHA GELS: SPECIFIC AND CONSISTENT PARTICLE SIZE
- OBT GELS: CONSISTENT TEXTURE, PARTICLE SIZE AND SMOOTHNESS

OBT™

ENGINEERED FOR CONTOURING AND NATURAL EXPRESSION^{10,11,19}

- The OBT technology offers gels that each have a **unique gel calibration and crosslinking profile^{16,20,21}**
- The unique nature of OBT gels offer **flexible support for dynamic areas** of the face, **enabling naturalness of facial expression^{16,20,21}**

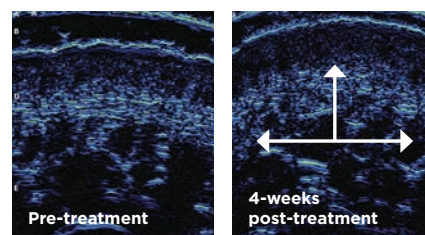


OBT GELS DEMONSTRATE FLEXIBILITY FROM ALL ANGLES^{12,21,22}

- Resilience to dynamic movement
- Resistance to compression
- Ability to stretch

Different sizes of gel calibration and different degrees of crosslinking create a uniquely flexible gel for each OBT-based product^{16,21}

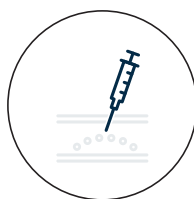
Restylane Volyme **Smooth contoured shape¹¹**



Adapted from Nikolis A et al. 2020.¹¹







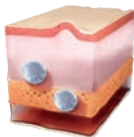



Soft and flexible¹¹ for tailored **contouring and volumization of dynamic areas** of the face^{10,12,19,20}





Allow for **distributed product integration** that gives **vertical lift and horizontal volume^{11,13,20}**

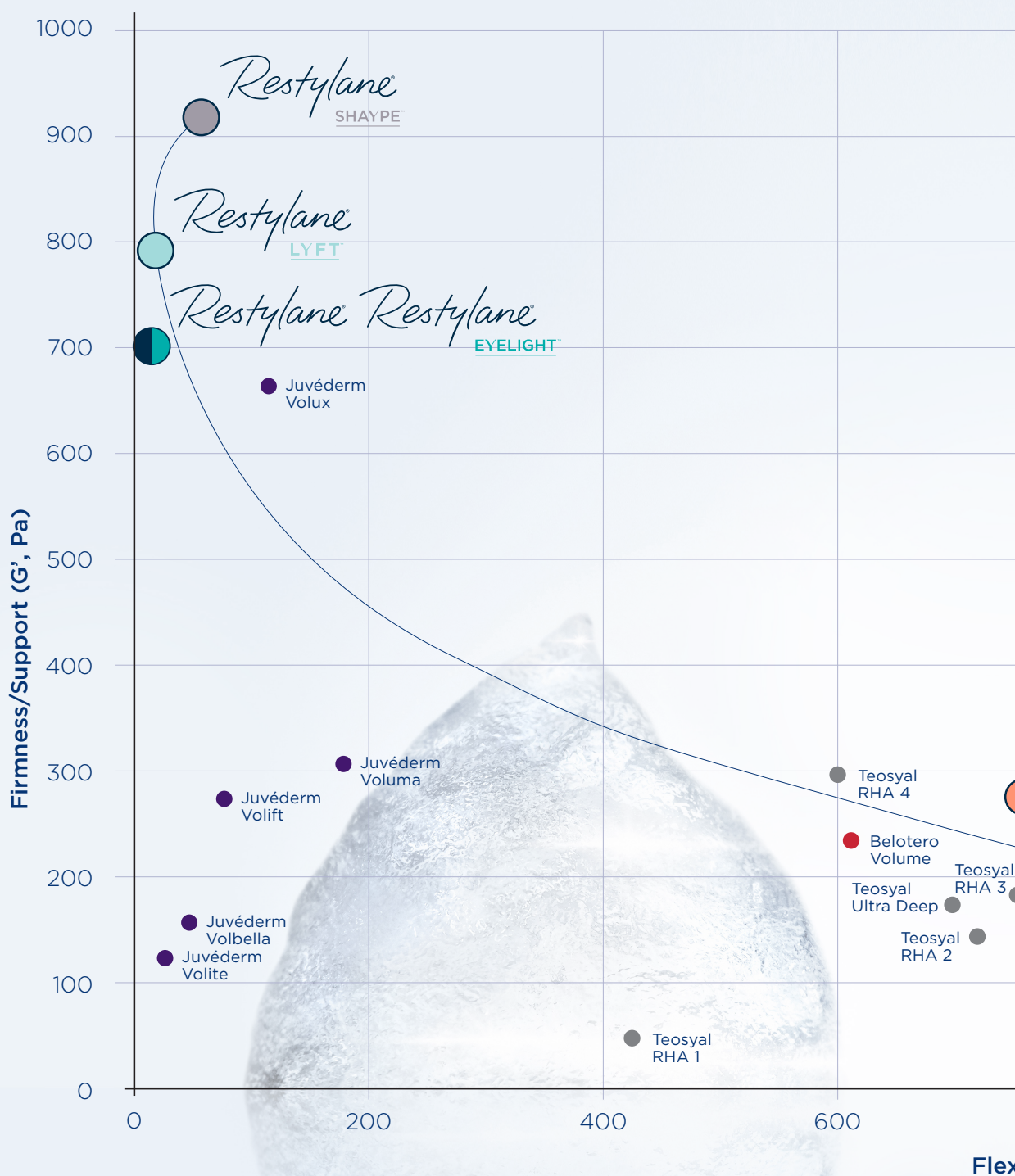


The first HA fillers clinically proven to have positive effects on the **naturalness of dynamic facial expressions^{19,21}**

				
	LYFT	RESTITLANE	EYELIGHT	SKINBOOSTERS
KEY MESSAGES	ULTIMATE PROJECTION¹ <ul style="list-style-type: none"> Lift without volumizing Strong definition 	VERSATILE SUPPORT² <ul style="list-style-type: none"> Fills lines and wrinkles Versatile support 	BRIGHTER EYES^{3,4} <ul style="list-style-type: none"> Targeted integration Lifts undereye hollows and diminish shadows 	RADIANT SKIN^{5,6} <ul style="list-style-type: none"> Improve / enhance skin quality Restores skin structure, elasticity Delivers deep hydration Boosts radiance and glow
CROSS-LINKING	○ ○ ○ ○ ○	● ○ ○ ○ ○	○ ○ ○ ○ ○	● ○ ○ ○ ○
GEL PARTICLE SIZE	○ ○ ○ ○ ○	● ● ● ● ○	○ ○ ○ ○ ○	● ○ ○ ○ ○
VOLUMIZING CAPACITY¹¹	HIGH	MODERATE	MODERATE	VERY LOW
LIFTING CAPACITY¹¹	VERY HIGH	VERY HIGH	VERY HIGH	LOW
TREATMENT AREAS	<ul style="list-style-type: none"> Cheeks Nose Chin Jawline¹² 	<ul style="list-style-type: none"> Undereye hollows NLF Marionette lines² 	<ul style="list-style-type: none"> Undereye hollows³ 	<ul style="list-style-type: none"> Face Neck Décotellage Hands^{5,6}
NEEDLE RECOMMENDATION	27G (TWN) ¹²	29G-30G (TWN) ²	29G-30G (TWN) ³	29G (TWN) ^{5,6}
CANNULA RECOMMENDATION	23G-25G ¹²	27G-28G ²	27G-28G ³	30G ^{5,6}
INJECTION DEPTH	 Deep dermis or subcutaneously ¹²	 Mid-dermis ²	 Supraperiosteally ³	 Mid to deep dermis ^{5,6}

 DEFYNE	 VOLYME	 KYSSE	 REFYNE
SUBTLE DEFINITION¹ <ul style="list-style-type: none"> • Flexible support • Enhanced contour 	EFFORTLESS VOLUME¹ <ul style="list-style-type: none"> • Volume with subtle projection • Replacing volume loss • Restoring natural contours and creating fullness 	KISSABLE LIPS⁷ <ul style="list-style-type: none"> • Plumps, softens and naturally enhances lips • Restores shape and improves texture 	FLEXIBLE REFINEMENT^{8,9} <ul style="list-style-type: none"> • The most flexible support • Smooth tissue integration • Softens and fills fine lines
			
			
HIGH	VERY HIGH	LOW	LOW
HIGH	MODERATE / HIGH	LOW / MODERATE	LOW
<ul style="list-style-type: none"> • NLF • Chin, mental crease¹³ 	<ul style="list-style-type: none"> • Cheeks • Temples¹⁴ 	<ul style="list-style-type: none"> • Lips⁷ 	<ul style="list-style-type: none"> • NLF • Marionette lines • Perioral lines⁸
27G x 1/2" (UTWN) ¹³	27G x 1/2" (UTWN) ¹⁴	30G x 1/2" (UTWN) ⁷	30G x 1/2" (UTWN) ⁸
27G ¹³	27G or wider ¹⁴	25G-27G ⁷	27G ⁸
 Deep dermis or subcutaneously ¹³	 Supraperiosteally or subcutaneously ¹⁴	 Vermillion lip, submucosal tissue ⁷	 Mid-dermis ⁸

THE MOST DIVERSE RANGE OF INDIVIDUALLY ENGINEERED HA FILLERS ON THE MARKET¹⁻⁹



Adapted from MA-56724.¹

1. Galderma. Data on file. MA-56724. Global rheology data including Restylane 9

*G' is a measure of gel firmness (resistance to deformation), which can be used to understand how a gel's physical properties relate to its in vivo performance.⁹

** xStrain is an index of gel flexibility (how much strain a gel can withstand and still be reversible).⁹

HA, hyaluronic acid.

THE RESTYLANE RANGE OFFERS YOU

- THE WORLD'S FIRMEST GEL FOR **STRUCTURE AND PROJECTION**^{1,8}
- OUR MOST FLEXIBLE GEL FOR **DYNAMIC MOVEMENT AND EXPRESSION**^{7,8}



RESTYLANE LYFT: DESIGNED TO **LIFT AND PROJECT**,
FOR **STRUCTURE WITHOUT VOLUME**¹⁻³



HIGHEST G' IN THE MARKET*4

- **Firm gel** texture and controlled particle size for **greater projection**^{4,5}

FOR OPTIMAL LIFT AND PROJECTION WITHOUT VOLUMIZING^{2,6,7}

- Resists dynamic forces⁶

LOW DISTRIBUTION AND INTEGRATION INTO SURROUNDING TISSUE⁶

- Targeted placement delivers **precise results**⁶


PROJECTION AND STRUCTURE^{2,7}

- For a pronounced effect^{2,7}

AREAS TO USE¹



CHEEKS
NOSE
JAWLINE
CHIN



DURATION**8



of sustained
**aesthetic
improvement**⁸

THE TREATMENT RESULTS ARE NATURAL LOOKING¹⁰



100%

of patients said that
**results were natural
looking** at both **4 and 8
weeks** post-treatment¹⁰



WELL-ESTABLISHED SAFETY PROFILE^{11,12}

MORE THAN 20 CLINICAL STUDIES ENCOMPASSING **OVER
1,500 PATIENTS**¹¹

- Compared with Juvéderm® Volbella®, currently approved Restylane NASHA fillers - including Restylane Lyft - have been associated with a **lower incidence of nodule formation and inflammatory events**⁺¹²
- Patients treated with Restylane Lyft had numerically **fewer adverse events** than patients treated with Teosyal® RHA 4¹³

* G' is a measure of gel firmness (resistance to deformation), which can be used to understand how a gel's physical properties relate to its in vivo performance⁵

** At 24 months 93% of patients (N=100) had self-evaluated improvements and 82% had physician-assessed improvements following one retreatment.⁸

+ In a retrospective chart review, the incidence of delayed nodules in all patients who had received Juvéderm® Vycross® fillers during a 12-month period was assessed (1250 treatments in 1029 patients).¹² Compared with the FDA summary of safety and effectiveness data for NASHA® fillers, Juvéderm® Volbella® was associated with a higher incidence of nodule formation.¹²

GAIS, Global Aesthetic Improvement Scale; GCRS, Global Chin Retrusion Scale; NASHA®, Non-Animal Stabilized Hyaluronic Acid; NLF, nasolabial fold.

ACHIEVE THE LOOK YOUR PATIENTS WANT¹⁻⁷

PRODUCTS IN THE RESTYLANE RANGE **CAN BE USED IN COMBINATION** TO ACHIEVE ANY AND EVERY LOOK.¹⁻⁷

KYLE, 28 YEARS^{1,3,5}

BEFORE



AFTER



RESTYLANE[®]
VOLYME[™]

TEMPLES
1 ml/side

RESTYLANE[®]
EYELIGHT[™]

TEAR TROUGH
0.5 ml/side

RESTYLANE[®]
LYFT[™]

NASOLABIAL FOLDS
0.5 ml/side

YU, 39 YEARS^{1,3,4}

BEFORE



AFTER



RESTYLANE[®]
EYELIGHT[™]

TEAR TROUGH
0.6 ml right, 0.5 ml left

RESTYLANE[®]
LYFT[™]

NOSE
0.5 ml

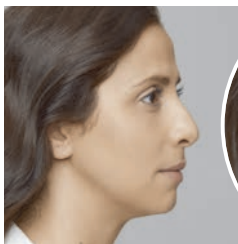
NASOLABIAL FOLDS
0.5 ml center

RESTYLANE[®]
DEFYNE[™]

NASOLABIAL FOLDS
0.5 ml right

ANAHITA, 35 YEARS^{1,6}

BEFORE



AFTER



RESTYLANE[®]
LYFT[™]

CHIN
1 ml

NOSE
1 ml

CHEEKS
2 ml/side

RESTYLANE[®]
KYSSE[™]

LIP VOLUME
0.8 ml

BONGI, 37 YEARS^{1,3}

BEFORE



AFTER



RESTYLANE[®]
LYFT[™]

CHIN
1.5 ml

JAWLINE
0.6 ml/side

CHEEKS
0.4 ml/side

RESTYLANE[®]
EYELIGHT[™]

TEAR THROUGH
0.2 ml/side

RESTYLANE® VERSATILE SUPPORT

RESTYLANE IS A FIRM GEL DESIGNED TO DELIVER **VERSATILE FILLING AND PROJECTION** WHERE YOUR PATIENTS NEED IT¹⁻⁴

RESTYLANE: THE **ORIGINAL** DESIGNED FOR **LONG-LASTING EFFECT**^{5,9}



HERITAGE BUILT ON MORE THAN TWO DECADES OF REAL-WORLD EXPERIENCE^{5,6}

- The **original** hyaluronic acid (HA) filler^{*5}
- **Minimally modified** for a composition close to natural HA^{7,8}

DURABLE RESULTS THAT ARE SUSTAINED FOR UP TO 36 MONTHS^{**9}

HIGH PATIENT SATISFACTION FOR UP TO 36 MONTHS WITH ONE RETREATMENT^{9,10}

- **>96%** of patients felt that they **would do the treatment again**⁺¹⁰

WELL-ESTABLISHED AND FAVORABLE SAFETY PROFILE^{5,6,11,12}

- Compared with Juvéderm® Volbella®, currently approved Restylane NASHA fillers (including Restylane) have been associated with a **lower incidence of nodule formation and inflammatory events**^{†13}

AREAS TO USE¹



INFRAORBITAL HOLLOW

NASOLABIAL FOLDS

MARIONETTE LINES



100%

of patients reported
**improvements at 14 days
after treatment**^{§14}



of **sustained
aesthetic
improvement**⁹

* Restylane injectable gel was first approved for marketing and sale in September 1996 in the EU.⁵

** With one retreatment.⁹

† As measured by subject satisfaction questionnaires regarding treatment conducted at timepoints throughout the study (N=100).¹⁰

‡ In a retrospective chart review, the incidence of delayed nodules in all patients who had received Juvéderm® Vycross® fillers during a 12-month period was assessed (1250 treatments in 1029 patients).¹³

§ Compared with the FDA summary of safety and effectiveness data for NASHA fillers, Juvéderm® Volbella® was associated with a higher incidence of nodule formation.¹³

§ As evaluated by subject-rated improvement in the GAIS (ratings: "very much improved", "much improved", "improved" vs "no change", "worse") (N=60).¹⁴

EU, European Union; FDA, Food and Drug Administration; GAIS, Global Aesthetic Improvement Scale; NASHA, Non-Animal Stabilized Hyaluronic Acid.

RESTYLANE® EYELIGHT™ BRIGHTER LOOK

RESTYLANE EYELIGHT IS A TARGETED UNDER-EYE TREATMENT TO ADDRESS INFRAORBITAL HOLLOWING WITH PREDICTABLE RESULTS¹⁵⁻¹⁷

RESTYLANE EYELIGHT: DESIGNED AND TRUSTED TO BRING EYES TO LIFE¹⁶



A TARGETED FIRM GEL DESIGNED USING NASHA TECHNOLOGY¹⁶

- Ideal for **precise placement** and lifting of the tissue under the eyes^{15,16}
- **Lower water uptake** for more predictable outcomes^{18,19}

RESTYLANE EYELIGHT ACHIEVED NOTICEABLE IMPROVEMENTS IN THE APPEARANCE OF INFRAORBITAL HOLLOWINGS¹⁶

- **86% improved by at least one score** on the GIHS at 1 month*¹⁶
- **83%** of patients were **“satisfied”** or **“extremely satisfied”** with their treatment**¹⁶

UNPARALLELED SAFETY DATA OVER 26 YEARS^{5,6,16,20}

- The safety profile of NASHA gels, which include Restylane Eyelight, has been **established across 20 clinical trials** and **extensive clinical experience**, including in the infraorbital area^{5,6,16,20}

LOW TREATMENT VOLUME REQUIRED¹⁶

- 0.5 ml is the **recommended treatment volume** for the correction of infraorbital hollows¹⁶

AREAS TO USE¹⁵



INFRAORBITAL HOLLOWINGS



94.3%

of patients **would repeat the treatment again** and **recommend** the treatment **to a friend**,¹⁶



of **lasting results** with Restylane Eyelight¹⁶

* The GIHS is a 4-point photonic scale used to evaluate the severity of infraorbital hollowing (0=none; 1=mild; 2=moderate; 3=severe) (N=42).¹⁶

** 82.9%. As measured by the patient-evaluated 5-point SSQ (global satisfaction ratings: “extremely satisfied”, “satisfied”, “neutral”, “dissatisfied”, “extremely dissatisfied”).¹⁶

† Conducted as a post-study survey (N=35).¹⁶

GIHS, Galderma Infraorbital Hollows Scale; NASHA, Non-Animal Stabilized Hyaluronic Acid; SSQ, subject satisfaction questionnaire.

RESTYLANE® DEFYNE™ CHIN ENHANCEMENT

LASTING UP TO 12 MONTHS¹

RESTYLANE® DEFYNE™: DESIGNED TO PROVIDE LASTING **PROJECTION AND NATURAL MOVEMENT FOR THE CHIN**¹⁻⁵



RESTYLANE DEFYNE HAS AN IDEAL BALANCE OF FIRMNESS AND FLEXIBILITY FOR CONTOURING AND DEFINING THE CHIN:^{*2-4}

- Firmness to provide the support needed to **enhance chin projection**^{2,3,5}
- Flexibility to maintain **natural expression and movement**^{2,3,5}

THE TREATMENT IMPROVED MY APPEARANCE



12 weeks after treatment with Restylane® Defyne™ to address the chin area:

>99%

of patients said the appearance of their **chin had improved**^{†1}

100%

of patients were reported to **have improved**^{†1}



RESTYLANE® DEFYNE™ HAS A PROVEN SAFETY PROFILE FOR CHIN DEFINITION[†]

- Most patients (86%) did not experience any adverse events related to treatment[†]
 - Of those events, **23/24 were mild** in severity, and there were **no serious adverse events**[†]
- The most commonly observed side effects include pain, bruising, and swelling at the injection site[†]

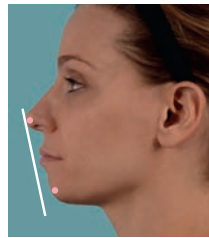
SEE CHIN RETRUSION



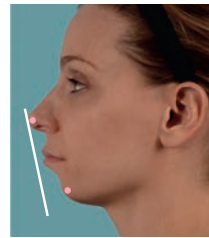
No retrusion



Mild retrusion



Moderate retrusion



Substantial retrusion

DURATION¹



of **aesthetic improvement** in the chin¹

* HA-based filler products have been tested for firmness (G') and flexibility (xStrain) using rheometry. G' value reflects the gel firmness (support) of a product. xStrain is an index of gel flexibility (how much strain a gel can withstand and still be reversible).²
†† GAIS rating of "improved," "much improved," and "very much improved." Touch-up was allowed at 4 weeks after initial treatment. Optional re-treatment with Restylane Defyne was permitted at 48 weeks after initial treatment.¹
† As assessed by patients and treating investigators on the 7-point GAIS (patients who were scored as "improved" "much improved" or "very much improved"). N=107.¹
GAIS, Global Aesthetic Improvement Scale; HA, hyaluronic acid.

RESTYLANE® VOLYME™ EFFORTLESS VOLUME

RESTYLANE® VOLYME™ IS SPECIFICALLY DESIGNED TO RESTORE THE NATURAL CONTOURS OF THE MIDFACE FOR A YOUTHFUL LOOK¹⁻⁶
RESTYLANE VOLYME: DESIGNED TO ADD NATURAL-LOOKING VOLUME AND CREATE FULLNESS²⁻⁶



A GEL FORMULATION THAT DELIVERS NATURAL-LOOKING VOLUME³⁻⁸

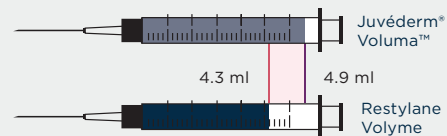
- A **soft and moderately flexible gel** specifically designed to **restore the natural contours of the midface** for a youthful look²⁻⁶
- **Integrates with the tissue** and allows patients to **move naturally with a joyful expression**^{5,9}

DEMONSTRATED CLINICAL EFFICACY WORLDWIDE FOR OVER 10 YEARS^{*10}

- Volumizing effects were maintained for **up to 18 months**³
- **Achieve durable results** and **strong volumizing effects** in the midface, lasting **up to 18 months**³

ACHIEVE OPTIMAL AESTHETIC OUTCOMES WITH LESS⁴

- **Significantly less Restylane Volyme was needed** to show an improvement in midface fullness results vs. Juvéderm® Voluma™, 12 weeks after treatment⁴
- Restylane Volyme required **significantly less (13%) product** vs. Juvéderm® Voluma™ — 4.3 ml vs. 4.9 ml, respectively (P=0.0134)**⁴



Adapted from Jones D et al. 2021.⁴



WELL-ESTABLISHED SAFETY PROFILE^{3-6,10,12}

RESTYLANE VOLYME IS WELL TOLERATED WITH A SAFETY PROFILE BUILT ON **OVER 10 YEARS OF CLINICAL DATA**^{*3-6,10,12}

THE TREATMENT IMPROVED MY APPEARANCE:



At 4 weeks

93%

At 8 weeks

>97%

of patients felt that the treatment **improved their appearance**^{††}

AREAS TO USE¹



TEMPLE
CHEEKS



DURATION³



of durable results and strong **volumizing effects in the midface**³

* Restylane Volyme was approved for marketing and sale in the EU in 2010.¹⁰

** The mean total volumes injected at initial treatment and touch-up were reported. Patients treated with Restylane Volyme (n=142) required less total mean volume injected to achieve optimal aesthetic results compared with Juvéderm® Voluma™ (n=68). Touch-up was allowed at 4 weeks.⁴

† As assessed by subject satisfaction questionnaires. Patients who reported that they were "satisfied" or "very satisfied". N=60.
GAIS, Global Aesthetic Improvement Scale; GCRS, Global Chin Retraction Scale; NLF, nasolabial fold.

RESTYLANE® KYSSE™ KISSABLE LIPS

RESTYLANE® KYSSE™ IS PURPOSEFULLY DESIGNED FOR
SOFT, PLUMP, AND NATURAL-LOOKING LIPS¹⁻⁴

RESTYLANE KYSSE: ENHANCE NATURAL
BEAUTY FOR **LONG-LASTING KISSABLE LIPS**^{2,3,7}



THE IDEAL BALANCE OF FLEXIBILITY AND SUPPORT³⁻⁵

- As an OBT gel, the high xStrain of **Restylane Kysse facilitates movement**^{**4,5}
- The **soft, flexible gel texture** distributes more evenly to provide **natural-looking** enhancement for even **more kissable lips**^{2,3,6}

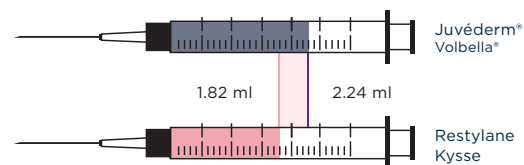
WELL-ESTABLISHED SAFETY PROFILE^{3,7,8}

- Restylane Kysse has a **favorable safety profile** based on clinical experience^{3,7,8}
- For treatment of the lips, Restylane Kysse has demonstrated **minimal swelling** vs. Juvéderm® products⁷

ACHIEVE OPTIMAL PERFORMANCE AND LONG-LASTING OUTCOMES WITH LESS⁷

- Restylane Kysse achieved **durable results** in the lips, **lasting up to 12 months**^{**7}

- Restylane Kysse achieved enhanced volume with **significantly less (~20%) product** than Juvéderm® Volbella^{†,7,8}



Adapted from Weiss R et al. 2021.⁸

* xStrain is an index of gel flexibility (how much strain a gel can withstand and still be reversible).⁵

** Optional retreatment was offered at 12 months and a maximum total volume of 3 ml was permitted.⁷ Touch-up was allowed after 2 weeks.⁷

† In a 12-month, randomized clinical study, 60 patients received Restylane Kysse (n=31) or Juvéderm® Volbella® (n=29) to treat the lips.⁷

The total volumes injected at initial treatment and touch-up, and the volumes injected at optional retreatment were reported.⁷ A smaller total volume of study product was required in the Restylane Kysse group than in the Juvéderm® Volbella® group (1.54 ml vs. 1.94 ml in both lips together; P<0.001) to achieve optimal correction of lip fullness.⁷

‡ In a 40-week, randomized, controlled, evaluator-blinded study, 270 patients received Restylane Kysse (n=183) or Juvéderm® Volbella® (n=87) to treat the lips and perioral area.⁸ The mean volume injected in the lips was 1.82 ml (Restylane Kysse) and 2.24 ml (Juvéderm® Volbella®); P<0.001.⁸

§ As assessed by patients and investigators for both upper and lower lips (lips rated as "improved", "much improved", or "very much improved") (N=31).⁷

|| As assessed by subject satisfaction questionnaires 8 weeks after treatment, N=59.²

¶ As assessed by patients in the Galderma KISSABILITY Questionnaire ("very satisfied", "satisfied" vs. "neutral", "unsatisfied", "very unsatisfied", N=59).²

Partners who rated "very satisfied", "satisfied" vs. "neutral", "unsatisfied" or "very unsatisfied", N=59.²

†† As assessed by partners in the Galderma KISSABILITY Questionnaire, N=59.²

RESTYLANE® REFYNE™ FLEXIBLE REFINEMENT

RESTYLANE DEFYNE AND RESTYLANE REFYNE: DESIGNED TO
**WORK TOGETHER TO RESTORE THE YOUTHFUL DYNAMIC FACIAL
EXPRESSION YOUR PATIENTS WANT**³




AREAS TO USE¹³



PERIORAL LINES

NASOLABIAL FOLDS

MARIONETTE LINES



A SMOOTH FLEXIBLE GEL DESIGNED TO FILL LINES AND WRINKLES^{9,10,13,14}

- Provides the **most flexible support and smooth tissue integration** for marionette lines, perioral lines, and nasolabial folds^{2,10}
- Sustained improvement in wrinkle severity **up to 12 months**^{§1}




WELL-ESTABLISHED SAFETY PROFILE^{11,15}

THE SAFETY PROFILE OF RESTYLANE DEFYNE AND RESTYLANE REFYNE HAS BEEN ESTABLISHED IN OVER 10 CLINICAL INVESTIGATIONS ENCOMPASSING **MORE THAN 1000 PATIENTS**¹⁵

AREAS TO USE¹



LIPS



DURATION⁷



of **soft, plump, and natural-looking lips**⁷

* Dynamic strain is the degree of stretch and compression of the skin surface from neutral to maximum facial expression.³

** In a study analyzing quantitative dynamic strain, 30 female patients (aged 41–65 years) with moderate-to-severe bilateral NLFs and marionette lines received Restylane Refyne, Restylane Defyne, or both, and were compared with a "younger" untreated group (n=20; aged 25–35 years).^{2,3}

¹ The degree of facial strain was assessed by 3D digital stereophotogrammetry at baseline and 42 days after treatment.³

[†] Pooled results for both Restylane Refyne and Restylane Defyne. As assessed by subject and investigator satisfaction questionnaires. N=total sample number.^{1,4}

[§] Touch-up was allowed at 2 weeks after initial treatment.¹

^{||} 10r equivalent product without lidocaine.¹⁵

HA, hyaluronic acid; NLF, nasolabial fold.

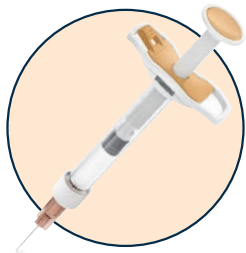
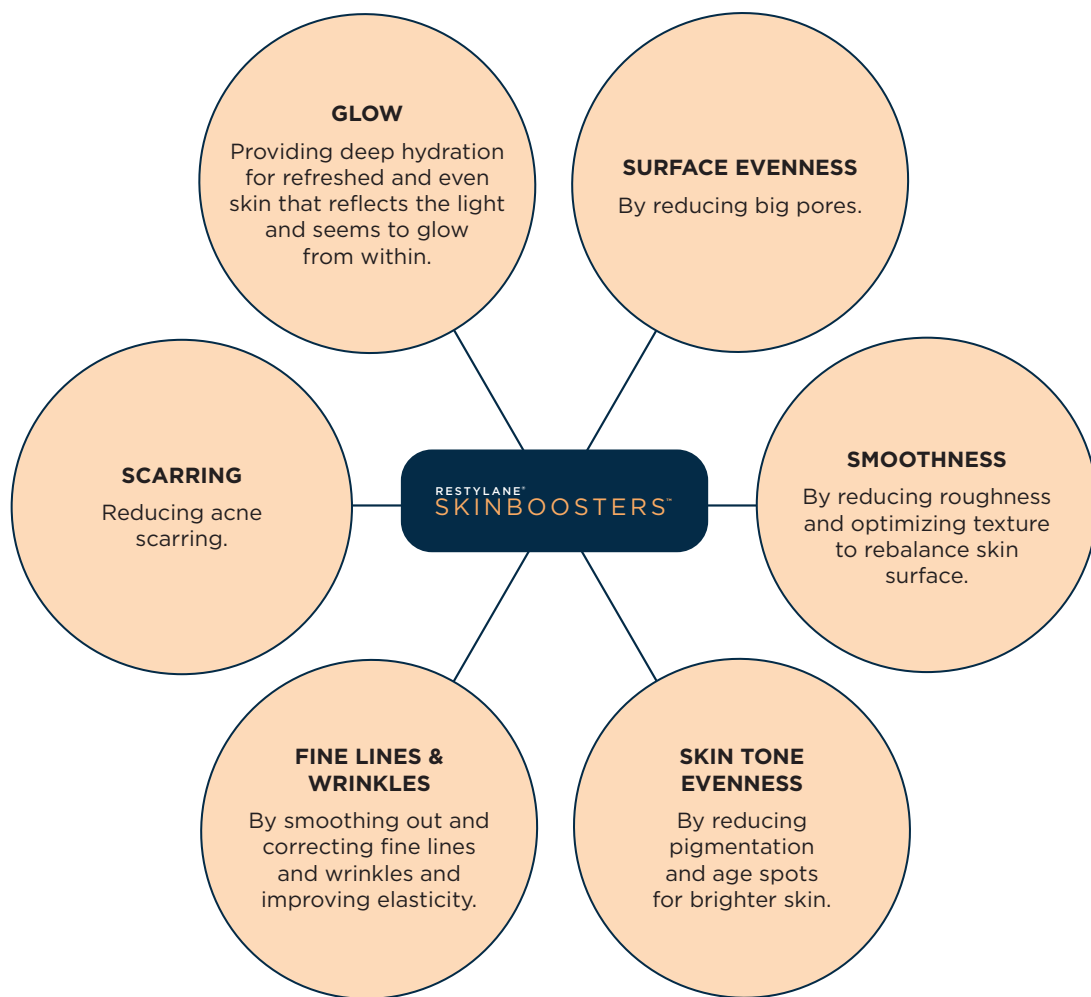
RESTYLANE® SKINBOOSTERS™

THE ONLY SKIN-BOOSTING INJECTABLE CLINICALLY PROVEN TO ENHANCE 6 KEY ASPECTS OF SKIN QUALITY¹⁻⁹

THE ORIGINAL AND LONG-LASTING SKIN CARE INJECTABLE WITH INSTANT DEEP HYDRATION AND IMMEDIATE RESULTS THAT LAST FOR UP TO 15 MONTHS^{*1-3,9}

UNMATCHED PERFORMANCE

CLINICALLY PROVEN TO ENHANCE **6 KEY ASPECTS OF SKIN QUALITY**³⁻⁹



THE AWARD-WINNING BESPOKE SMARTCLICK™ SYRINGE SYSTEM^{1,2,6,7}

The SmartClick syringe system uses an innovative and unique **audible dosage indicator** that increases safe use of Restylane Skinboosters^{1,2,6,7}

* In a 15-month randomized, multi-center, evaluator-blinded, split-hand, no treatment-controlled study, 100 Chinese patients received treatment with Restylane Skinboosters Vital to treat one dorsal hand.³ During the study period, three treatments were administered in the same hand starting with initial treatment and then spaced 1 month apart.³

** Suitable for patients aged 18 years and older.¹¹

† Skin types refers to the Fitzpatrick scale (also Fitzpatrick skin typing test; or Fitzpatrick phototyping scale), a numerical classification schema for human skin color.¹⁷ This includes six categories, covering all the range of skin colors from palest (Type I) to darkest (Type VI).¹⁷

‡ Restylane Skinboosters Vital obtained first CE certification in Europe in 2004.¹⁴

CE, Conformité Européenne; HA, hyaluronic acid; NASHA, Non-Animal Stabilized Hyaluronic Acid.

RESTYLANE SKINBOOSTERS IS THE MOST VERSATILE SKIN-BOOSTING TREATMENT AVAILABLE**³⁻¹¹

- FOR **EVERY SKIN TYPE AND TONE**
- OFFERING **SMOOTH, EVEN, YOUNGER-LOOKING, AND GLOWING SKIN** ACROSS DIFFERENT TREATMENT AREAS



CLINICALLY PROVEN TO BOOST SKIN QUALITY FOR SMOOTH, EVEN, YOUNGER-LOOKING, AND GLOWING SKIN³⁻⁹

Patients with dry, dull, uneven, crêpey skin can benefit from treatment with Restylane Skinboosters to boost their overall skin quality³⁻⁹



FAST-ACTING, IMMEDIATE, DEEP AND LONG-LASTING HYDRATION^{3,9}

Restylane Skinboosters uses the natural ability of HA to bind water molecules, locking moisture within the skin^{1-3,9}



LONGEST LASTING WITH UNMATCHED EFFECT FOR UP TO 15 MONTHS^{3,12,13}

Restylane Skinboosters offers the longest duration of skin quality improvements across HA injectables available on the market^{3,12,13}



MOST TRUSTED WITH WELL-ESTABLISHED SAFETY PROFILE FOR OVER 18 YEARS^{13-8,14}

Restylane Skinboosters has a clinical safety profile built on over 18 years of clinical use and experience^{13-8,14}



THE CLOSEST TO NATURAL STABILIZED HA TO IMPROVE THE NATURAL SKIN STRUCTURE AND SKIN HYDRO-BALANCE^{3-6,15,16}

Based on NASHA crosslinking technology improving both skin structure and hydro-balance^{3-6,15,16}



FREQUENTLY RECOMMENDED AND WITH CONSISTENTLY HIGH PATIENT SATISFACTION^{5,10,15}

Following their experience and results with Restylane Skinboosters, most patients want to repeat and continue their treatment^{5,10,15}

FACE (CHEEKS, CHIN, PERIORAL, PERIOCULAR, FOREHEAD, TEMPLES)^{1,2}

NECK^{1,2}

DÉCOLLETAGE^{1,2}



HANDS^{1,2}

RESTYLANE SKINBOOSTERS

IDEAL FOR MANY SKIN TYPES, SKIN TONES, AND DIFFERENT TREATMENT AREAS¹⁻⁵

RESTYLANE SKINBOOSTERS OFFERS THE **MOST VERSATILE TREATMENT** OPTION WITH A COLLECTION OF TWO PRODUCTS BASED ON DIFFERENT HA CONCENTRATIONS DESIGNED TO **OPTIMALLY IMPROVE THE QUALITY OF MANY SKIN TYPES AND TONES IN ANY TREATMENT AREA**¹⁻⁵



RESTYLANE SKINBOOSTERS VITAL^{1,3}

Ideal for patients and treatment areas with **regular to thicker skin** e.g., the midface, cheeks, forehead, temples, hands, and décolletage

RESTYLANE SKINBOOSTERS VITAL LIGHT^{2,3}

Ideal for patients and treatment areas with **thinner, more delicate skin** e.g., the perioral, periocular areas or neck



CAN BE USED AS STAND-ALONE TREATMENT OR IN COMBINATION WITH RESTYLANE FILLERS³

LIKE MANY BEAUTY CARE ROUTINES, IT IS **RECOMMENDED TO REPEAT TREATMENT EVERY 6-12 MONTHS TO MAINTAIN A CONSISTENT IMPROVEMENT**^{1,2}

BEFORE



AFTER



THE LONGEST LASTING SKIN-BOOSTING INJECTABLE WITH RESULTS LASTING UP TO:

15^X

longer than Profhilo^{®5,11}

* As evaluated by self-assessment questionnaires.¹⁰

** Patients received three treatment sessions: at baseline, Month 1 and Month 2.⁸

REFERENCES

Front Cover

1. Galderma. Data on File, MA-43049.
2. Galderma. Data on File, MA-34483.
3. Restylane® Lyft™ EU IFU.
4. Restylane® EU IFU.
5. Restylane® Eyelight™ EU IFU.
6. Restylane® Delyne™ EU IFU.
7. Restylane® Volyme™ EU IFU.
8. Restylane® Kysse™ EU IFU.
9. Restylane® Refyne™ EU IFU.
10. Restylane® Skinboosters™ VITAL EU IFU.
11. Restylane® Skinboosters™ VITAL LIGHT EU IFU.
12. Öhrlund Å. J Cosmet Dermatol Sci Applic. 2018; 8(2): 47-54.
13. Nikolis A et al. Aesthet Surg J Open Forum. 2020; 2(1): oja005.

Back Cover

1. Galderma. Data on File, MA-43049.
2. Galderma. Data on File, MA-34483.
3. Restylane® Lyft™ EU IFU.
4. Restylane® EU IFU.
5. Restylane® Eyelight™ EU IFU.
6. Restylane® Delyne™ EU IFU.
7. Restylane® Volyme™ EU IFU.
8. Restylane® Kysse™ EU IFU.
9. Restylane® Refyne™ EU IFU.
10. Restylane® Skinboosters™ VITAL EU IFU.
11. Restylane® Skinboosters™ VITAL LIGHT EU IFU.
12. Öhrlund Å. J Cosmet Dermatol Sci Applic 2018; 8(2): 47-54.
13. Kablik J et al. J Dermatol Surg 2009; 35: 302-312.
14. Edsman K et al. J Dermatol Surg 2012; 38(7 Pt 2): 1170-1179.
15. Weiss R et al. J Dermatol Surg 2016; 42: 699-709.
16. Talarico S et al. J Dermatol Surg 2015; 41: 1361-1369.
17. Philipp-Dormston W et al. J Dermatol Surg 2018; 44: 826-832.
18. Hilton S et al. J Dermatol Surg 2018; 44: 261-269.
19. Jones D et al. J Drugs Dermatol 2021; 20: 949-956.
20. Huang S and Tsai T. J Drugs Dermatol 2020; 19(9): 836-842.
21. Percec I et al. Plast Reconstr Surg 2020; 145(2): 295e-305e.
22. Taylor S et al. J Dermatol Surg 2009; 35: 1653-1660.
23. Kerschner M et al. Dermatol Surg 2008; 34: 720-726.
24. Galderma. Data on File, MA-49087.
25. Galderma. Data on File, MA-39680.
26. Galderma. Data on File, MA-48544.

Pages 1-2

1. Restylane® Lyft™ EU IFU.
2. Restylane® EU IFU.
3. Restylane® Eyelight™ EU IFU.
4. Restylane® Delyne™ EU IFU.
5. Restylane® Volyme™ EU IFU.
6. Restylane® Kysse™ EU IFU.
7. Restylane® Refyne™ EU IFU.
8. Restylane® Skinboosters™ VITAL EU IFU.
9. Restylane® Skinboosters™ VITAL LIGHT EU IFU.
10. Galderma. Data on File, MA-43039.
11. Galderma. Data on File, MA-34483.
12. Öhrlund Å. J Cosmet Dermatol Sci Applic 2018; 8(2): 47-54.
13. Weiss R et al. Dermatol Surg 2016; 42: 699-709.
14. Edsman K et al. Dermatol Surg 2012; 38(7 Pt 2): 1170-1179.
15. Kablik J et al. J Dermatol Surg 2009; 35: 302-312.
16. Talarico S et al. Dermatol Surg 2015; 41: 1361-1369.
17. Philipp-Dormston WG et al. Dermatol Surg 2018; 44: 826-832.
18. Hilton S et al. Dermatol Surg 2018; 44: 261-269.
19. Jones D et al. J Drugs Dermatol 2021; 20: 949-956.
20. Huang S and Tsai T. J Drugs Dermatol 2020; 19(9): 836-842.
21. Narins R et al. Dermatol Surg 2011; 37: 644-650.
22. Percec I et al. Plast Reconstr Surg 2020; 145(2): 295e-305e.
23. Galderma. Data on File, MA-49087.
24. Galderma. Data on File, MA-39680.
25. Kerschner M et al. Dermatol Surg 2008; 34: 720-726.
26. Taylor S et al. Dermatol Surg 2009; 35: 1653-1660.
27. Cohen J et al. Dermatol Surg 2022; 48(2): 220-224.
28. Galderma. Data on File, MA-48544.
29. Andriopoulos B et al. Poster presented at Aesthetic & Anti-aging April 2019. Monte Carlo, Monaco.
30. Narins R et al. Dermatol Surg 2008; 34: S2-S8.
31. Weiss R et al. Dermatol Surg 2021; 47(4): 527-532.

Pages 3-4

1. Galderma. Data on File, MA-39680.
2. Galderma. Data on File, MA-48087.
3. Pubmed. Search results for "Restylane". Available at: <https://pubmed.ncbi.nlm.nih.gov/?term=restylane>. Accessed Nov 2022.
4. Huang S and Tsai T. J Drugs Dermatol 2020; 19(9): 836-842.
5. Taylor S et al. J Dermatol Surg 2009; 35: 1653-1660.
6. Kerschner M et al. Dermatol Surg 2008; 34: 720-726.
7. Galderma. Data on File, MA-43602.
8. Rao V et al. J Drugs Dermatol 2014; 13(9): 1053-1056.
9. Cohen J et al. Dermatol Surg 2022; 48(2): 220-224.
10. Sadeghpour M et al. Dermatol Surg 2019; 45(8): 1085-1094.

Pages 5-6

1. Restylane® Skinboosters™ VITAL EU IFU.
2. Restylane® Skinboosters™ VITAL LIGHT EU IFU.
3. Restylane® Eyelight™ EU IFU.
4. Restylane® Volyme™ EU IFU.
5. Restylane® Lyft™ EU IFU.
6. Restylane® EU IFU.
7. Restylane® Delyne™ EU IFU.
8. Restylane® Refyne™ EU IFU.
9. Restylane® Kysse™ EU IFU.
10. Galderma. Data on File, MA-43049.
11. Galderma. Data on File, MA-34483.
12. Öhrlund Å. J Cosmet Dermatol Sci Applic 2018; 8(2): 47-54.
13. Gregario G et al. Clin Cosmet Invest Dermatol 2022; 15: 681-690.
14. Gubanova et al. Poster presented at the International Master Course on Aging Skin. 29 Jan-1 Feb 2015, Paris, France.
15. Nikolis A et al. Poster presented at the 20th Aesthetic & Anti-aging Medicine World Congress. 31 March-2 April 2022. Monte Carlo, Monaco.

Pages 7-8

1. Restylane® Lyft™ EU IFU.
2. Restylane® EU IFU.
3. Restylane® Eyelight™ EU IFU.
4. Restylane® Delyne™ EU IFU.
5. Restylane® Volyme™ EU IFU.
6. Restylane® Kysse™ EU IFU.
7. Restylane® Refyne™ EU IFU.
8. Restylane® Skinboosters™ VITAL EU IFU.
9. Restylane® Skinboosters™ VITAL LIGHT EU IFU.

Pages 9-10

1. Restylane® Lyft™ EU IFU.
2. Restylane® EU IFU.
3. Restylane® Eyelight™ EU IFU.
4. Restylane® Delyne™ EU IFU.
5. Restylane® Volyme™ EU IFU.
6. Restylane® Kysse™ EU IFU.
7. Restylane® Refyne™ EU IFU.
8. Restylane® Skinboosters™ VITAL EU IFU.
9. Restylane® Skinboosters™ VITAL LIGHT EU IFU.
10. Gregario G et al. Clin Cosmet Invest Dermatol 2022; 15: 681-690.
11. Nikolis A et al. Aesthet Surg J Open Forum 2020; 2(1): oja005.
12. Öhrlund Å. J Cosmet Dermatol Sci Applic 2018; 8(2): 47-54.
13. Lundgren B et al. J Drugs Dermatol 2018; 17(9): 982-986.
14. Edsman K et al. J Dermatol Surg 2012; 38(7 Pt 2): 1170-1179.
15. Kablik J et al. J Dermatol Surg 2009; 35: 302-312.
16. Seo K. Springer 2021; 29-83.
17. Taylor S et al. J Dermatol Surg 2009; 35: 1653-1660.
18. Kerschner M et al. Dermatol Surg 2008; 34: 720-726.
19. Huang S and Tsai T. J Drugs Dermatol 2020; 19(9): 836-842.
20. Philipp-Dormston W et al. Dermatol Surg 2018; 44: 826-832.
21. Segura S et al. J Drugs Dermatol 2012; 11(1 suppl): S5-8.

Pages 11-12

1. Restylane® Lyft™ EU IFU.
2. Restylane® EU IFU.
3. Restylane® Eyelight™ EU IFU.
4. Restylane® Delyne™ EU IFU.
5. Restylane® Volyme™ EU IFU.
6. Restylane® Kysse™ EU IFU.
7. Restylane® Refyne™ EU IFU.
8. Galderma. Data on File, MA-43049.
9. Öhrlund Å. J Cosmet Dermatol Sci Applic 2018; 8(2): 47-54.

Pages 13-14

1. Restylane® Lyft™ EU IFU.
2. Galderma. Data on File, MA-43049.
3. Restylane® EU IFU.
4. Restylane® Eyelight™ EU IFU.
5. Restylane® Delyne™ EU IFU.
6. Restylane® Volyme™ EU IFU.
7. Restylane® Kysse™ EU IFU.
8. Restylane® Refyne™ EU IFU.
9. Gregario G et al. Clin Cosmet Invest Dermatol 2022; 15: 681-690.

Pages 15-16

1. Restylane® Lyft™ EU IFU.
2. Gregario G et al. Clin Cosmet Invest Dermatol 2022; 15: 681-690.
3. Nikolis A et al. Aesthet Surg J Open Forum 2020; 2(1): oja005.
4. Galderma. Data on File, MA-43049.
5. Öhrlund Å. J Cosmet Dermatol Sci Applic 2018; 8(2): 47-54.
6. Lundgren B et al. J Drugs Dermatol 2018; 17(9): 982-986.
7. Weiss R et al. Dermatol Surg 2016; 42: 699-709.
8. Huang S and Tsai T. J Drugs Dermatol 2020; 19(9): 836-842.
9. Andriopoulos B et al. Poster presented at Aesthetic & Anti-aging Medicine World Congress. 4-6 April 2019. Monte Carlo, Monaco.
10. Nikolis A et al. Poster presented at the 20th Aesthetic & Anti-aging Medicine World Congress. 31 March-2 April 2022. Monte Carlo, Monaco.
11. Galderma. Data on File, MA-43602.
12. Sadeghpour M et al. Dermatol Surg 2019; 45(8): 1085-1094.
13. PMA P170002: FDA Summary of Safety and Effectiveness Data. 2017.

Pages 17-18

1. Restylane® Kysse™ EU IFU.
2. Bertucci V et al. J Cosmet Dermatol 2021; 20(5): 1499-1504.
3. Bertucci V et al. J Drugs Dermatol 2021; 20: 402-408.
4. Galderma. Data on File, MA-43049.
5. Öhrlund Å. J Cosmet Dermatol Sci Applic 2018; 8(2): 47-54.
6. Lundgren B et al. J Drugs Dermatol 2018; 17(9): 982-986.
7. Hilton S et al. Dermatol Surg 2018; 44(2): 261-269.
8. Weiss R et al. Dermatol Surg 2021; 47(4): 527-532.

Pages 19-20

1. Restylane® Volyme™ EU IFU.
2. Gregario G et al. Clin Cosmet Invest Dermatol 2022; 15: 681-690.
3. Talarico S et al. Dermatol Surg 2015; 41(12): 1361-1369.
4. Jones D et al. J Drugs Dermatol 2021; 20(9): 949-956.
5. Nikolis A et al. Aesthet Surg J Open Forum 2020; 2(1): oja005.
6. Kestemont P et al. J Drugs Dermatol 2012; 11(1 Suppl): s9-s16.
7. Segura S et al. J Drugs Dermatol 2012; 11(1 Suppl): s5-s8.
8. Rogério V et al. J Stomatol Oral Maxillofac Surg 2022; 123(4): 440-447.
9. Lundgren B et al. J Drugs Dermatol 2018; 17(9): 982-986.
10. PMA P1400293029: FDA Summary of Safety and Effectiveness Data. 2021.
11. Nikolis A et al. Poster presented at the 20th Aesthetic & Anti-aging Medicine World Congress. 31 March-2 April 2022. Monte Carlo, Monaco, Galderma.
12. Data on File, MA-22124.

Pages 21-22

1. Philipp-Dormston W et al. J Cosmet Dermatol 2020; 19(7): 1600-1606.
2. Solish N et al. J Cosmet Dermatol 2019; 18(3): 738-746.
3. Percec I et al. Plast Reconstr Surg 2020; 145(2): 295e-305e.
4. Philipp-Dormston W et al. Dermatol Surg 2018; 44(8): 826-832.
5. Philipp-Dormston W et al. Poster presented at the Aesthetic & Anti-aging Medicine World Congress. 6-8 April 2017. Monaco.
6. Restylane® Delyne™ EU IFU.
7. Gregario G et al. Clin Cosmet Invest Dermatol 2022; 15: 681-690.
8. Rogério V et al. J Stomatol Oral Maxillofac Surg 2022; 123(4): 440-447.
9. Öhrlund Å. J Cosmet Dermatol Sci Applic 2018; 8(2): 47-54.
10. Galderma. Data on File, MA-43049.
11. Ascher B et al. Dermatol Surg 2017; 43(3): 389-395.
12. Marcus K et al. Plast Reconstr Surg 2022. Online ahead of print.
13. Restylane® Refyne™ EU IFU.
14. Rohrich R et al. Plast Reconstr Surg Glob Open 2019; 7(6): e2172.
15. Galderma. Data on File, MA-22124.

Pages 23-24

1. Marcus K et al. Plast Reconstr Surg 2022. Online ahead of print.
2. Öhrlund Å. J Cosmet Dermatol Sci Applic 2018; 8(2): 47-54.
3. Galderma. Data on File, MA-43049.
4. Restylane® Delyne™ EU IFU.
5. Rogério V et al. J Stomatol Oral Maxillofac Surg 2022; 123(4): 440-447.
6. Galderma. Data on File, W20 Quick Pulse Survey, 2020

Pages 25-26

1. Restylane® EU IFU.
2. Galderma. Data on File, MA-43049.
3. Öhrlund Å. J Cosmet Dermatol Sci Applic 2018; 8(2): 47-54.
4. Restylane® Injettable Gel. Summary of safety and effectiveness data (SSED). Available at: www.accessdata.fda.gov/cdrh_docs/pdf2/P020023b.pdf (accessed November 2022).
5. Galderma. Data on File, MA-39680.
6. Galderma. Data on File, MA-49087.
7. Edsman K et al. Dermatol Surg 2012; 38(7 Pt 2): 1170-1179.
8. Kablik J et al. Dermatol Surg 2009; 35: 302-312.
9. Narins R et al. Dermatol Surg 2011; 37: 644-650.
10. Huang S and Tsai T. J Drugs Dermatol 2020; 19(9): 836-842.
11. Taylor S et al. Dermatol Surg 2009; 35: 1653-1660.
12. Friedman P et al. Dermatol Surg 2022; 28: 491-494.
13. Sadeghpour M et al. Dermatol Surg 2018; 44(8): 1085-1094.
14. Weiss R et al. Dermatol Surg 2010; 36(5): 750-759.
15. Restylane® Eyelight™ EU IFU.
16. Nikolis A et al. Aesthet Surg J 2022; 42(3): 285-297.
17. Lundgren B et al. J Drug Dermatol 2018; 17(9): 982-986.
18. Öhrlund Å and Edsman K. Dermatol Surg 2015; 41: S358-S364.
19. de la Guardia C et al. Facial Plast Surg 2022; 38(2): 116.
20. Galderma. Data on File, MA-43602.

Pages 27-28

1. Restylane® Skinboosters™ VITAL EU IFU.
2. Restylane® Skinboosters™ VITAL LIGHT EU IFU.
3. Wu Y et al. J Cosmet Dermatol 2020; 19(7): 1627-1635.
4. Williams S et al. J Cosmet Dermatol 2009; 8(3): 216-225.
5. Gubanova E et al. J Drugs Dermatol 2015; 14(3): 288-299.
6. Dierickx C et al. Dermatol Surg 2018; 44 Suppl 1: S104-S118.
7. Lee B et al. Arch Plast Surg 2015; 42(3): 282-287.
8. Ribé A et al. J Cosmet Laser Ther 2011; 13(4): 154-161.
9. Kim J. Arch Aesthetic Plast Surg 2014; 20(2): 97-103.
10. Kerschner M et al. Dermatol Surg 2008; 34(5): 720-726.
11. Belmontesi M et al. J Drugs Dermatol 2018; 17(1): 83-88.
12. Modern Aesthetics. Allergan launches Juvederm Volite. Available at: <https://modern.aesthetics.com/news/allergan-launches-juvederm-volite>. Acc
13. IBSA Nordic. Profilho. Available at: <https://www.ibsanordic.com/therapeuticmedicine/Profilho.html>. Accessed November 2022.
14. Galderma. Data on File, MA-39929.
15. Gubanova E et al. Aesthetic Med 2010; 1: 94-98.
16. Edsman K et al. J Dermatol Surg 2012; 38(7 Pt 2): 1170-1179.
17. Taylor S et al. J Dermatol Surg 2009; 35: 1653-1660.

Pages 29-30

1. Restylane® Skinboosters™ VITAL EU IFU.
2. Restylane® Skinboosters™ VITAL LIGHT EU IFU.
3. Belmontesi M et al. J Drugs Dermatol 2018; 17(1): 83-88.
4. Kerschner M et al. Dermatol Surg 2008; 34(5): 720-726.
5. Wu Y et al. J Cosmet Dermatol 2020; 19(7): 1627-1635.
6. Aesthetics Journal News. Restylane® SmartClick delivery system Award. Available at: <https://aestheticsjournal.com/news/restylane-skinboos-delivery-system-wins-red-dot-award>. Accessed November 2022.
7. Red-dot.org. Injection Device SmartClick™ System. Available at: <https://red-dot.org/project/smartclicktm-system-32176>. Accessed November 2022.
8. Dierickx C et al. Dermatol Surg 2018; 44 Suppl 1: S104-S118.
9. Gubanova et al. Poster presented at the International Master Course on A 2015. Paris, France.
10. Gubanova E et al. J Drugs Dermatol 2015; 14(3): 288-299.
11. IBSA Nordic. Profilho. Available at: <https://www.ibsanordic.com/therapeuticmedicine/Profilho.html>. Accessed November 2022.
12. Modern Aesthetics. Allergan launches Juvederm Volite. Available at: <https://modern.aesthetics.com/news/allergan-launches-juvederm-volite>. Acc

Pages 31-32

1. Restylane® Lyft™ EU IFU.
2. Restylane® EU IFU.
3. Restylane® Eyelight™ EU IFU.
4. Restylane® Delyne™ EU IFU.
5. Restylane® Volyme™ EU IFU.
6. Restylane® Kysse™ EU IFU.
7. Restylane® Refyne™ EU IFU.

Pages 33-34

1. Gregario G et al. Clin Cosmet Invest Dermatol 2022; 15: 681-690.
2. Restylane® EU IFU.
3. Restylane® Eyelight™ EU IFU.
4. Nikolis A et al. Aesthet Surg J 2022; 42(3): 285-297.
5. Restylane® Skinboosters™ VITAL EU IFU.
6. Restylane® Skinboosters™ VITAL LIGHT EU IFU.
7. Restylane® Kysse™ EU IFU.
8. Restylane® Refyne™ EU IFU.
9. Galderma. Data on File, MA-43049.
10. Galderma. Data on File, MA-34483.
11. Seo K. Springer 2021; 29-83.
12. Restylane® Lyft™ EU IFU.
13. Restylane® Delyne™ EU IFU.
14. Restylane® Volyme™ EU IFU.

WITH THE WORLD'S MOST DIVERSE RANGE OF INDIVIDUALLY ENGINEERED HYALURONIC ACID FILLERS AND SKINBOOSTERS, RESTYLANE GIVES YOU UNPRECEDENTED CONTROL FOR YOUR ARTISTRY.*1-11



The original HA filler with **MINIMAL MODIFICATION** – closest to skin's own HA for individualized and natural-looking results¹²⁻¹⁷



HIGH PERFORMANCE – less product for great effect and results that last up to 24 months¹⁸⁻²⁰



EXPERTS IN FACIAL DYNAMICS – the first HA fillers clinically proven to have positive effects on the naturalness of dynamic facial expressions^{17,21}



PROVEN SAFETY – unmatched 26 years of proven safety for diverse skin colors and types^{**†20,22-25}



HIGH PATIENT SATISFACTION across 26 years, with 55 million treatments worldwide^{**25,26}

* The Restylane product family has a broader range in G' (elastic modulus) than Juvéderm, Belotero, and Teosyal.¹² G' is a measure of gel firmness (resistance to deformation), which can be used to understand how a gel's physical properties relate to its in vivo performance.¹²
** Restylane injectable gel (also known as Restylane) was first approved for marketing and sale in September 1996 in the EU.²⁵
† Based on a Restylane publications analysis conducted in June 2021. Sources include a published post-marketing safety study of 638 patients and a retrospective analysis of adverse event reports encompassing 406,000 patients.²⁴

EU, European Union; HA, hyaluronic acid.

Restylane, Galderma, and NASHA are registered trademarks GL-RES-2200149 02/23

רסטילן
ישראל

רסטילן
ישראל
כפייסבוק



משווק בלעדית ע"י אמי טכנולוגיות

09-7760300 | ami.co.il | amiweb@ami.co.il | [in](#) [@](#) [f](#) כפשו אותנו ב: