



Welcome
to those who master
the AART™ of balance

BALANCED
PROFILE™

HIT™

Holistic Individualized Treatment
by GALDERMA

Restore balance to your patients' profile
using an individualized selection of
Restylane® products.

For results as unique as you.

Restylane
GALDERMA
EST. 1981



Welcome
to the new generation
of individualized aesthetics

Start from your patients insights to turn your AART™ into a HIT™

A same patient concern may have different causes. Therefore, it requires different solutions. It requires a Holistic Individualized Treatment. A HIT™.

A PATIENT-CENTRIC APPROACH

A new patient-centric approach building on the AART™ of GAIN to assess and treat patients individually:

A - Assessment

Start from your patients' concerns and assess their needs accurately with the Galderma Facial Assessment Scale

A - Anatomy

Understand how patients' anatomy contributes to the symptoms

R - Range

Prioritize the right selection of Galderma products

T - Treatment

Deliver individualized results patients desire

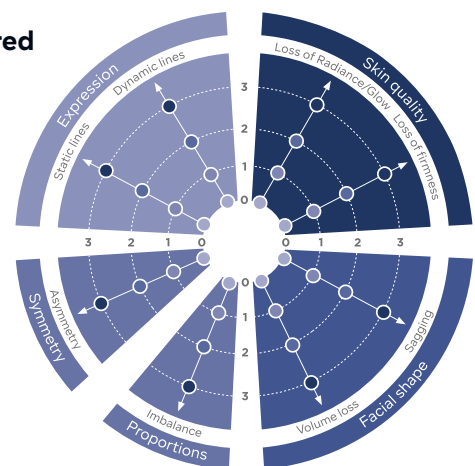
A SCIENCE-BASED SOLUTION

The Galderma Facial Assessment Scale (FAS), a more structured facial assessment to help guide aesthetic consultations.

Galderma FAS is made of five facets to ensure that all aspects of the patient's face are evaluated during the consultation.

- SKIN QUALITY
- FACIAL SHAPE
- FACIAL PROPORTION & CONTOUR
- FACIAL SYMMETRY
- ANIMATION & EMOTIONAL EXPRESSION

Those five facets can be graded according to their level of severity **to identify treatment priorities that can also be visualized by the patient.**



Unlock the potential of Galderma products offering to increase patient satisfaction.¹⁻³

72%

of patients who received an explanation, covering both physiological and anatomical perspectives, went on to schedule a treatment and increased their satisfaction.⁴

Show your expertise. Improve your patients' profile.

"I don't like my profile!"

"I hate seeing pictures of my profile."

"I avoid having my picture taken in profile."

Patients are concerned about their profile but they rarely know why. Or when they do, they don't always get it right.

Only you can identify what's making their profile appear out of balance. Is it about the **nose**, the **lips** and/or the **chin**?

Those key areas of the profile are often the focus of patients' concerns.

38%

of HA fillers treatments focus on **at least one key area** of the profile⁵

#1

surgical procedure in patients younger than 39 years old is **rhinoplasty**^{6,7}

79%

would be interested in lip injections **to enhance the fullness of their lips**⁸

Rely on your expertise and an individual treatment approach to restore your patients' profile balance



BALANCED PROFILE™

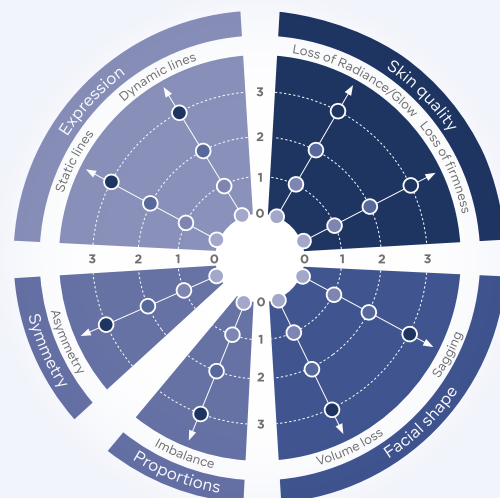
HIT™
Holistic Individualized Treatment
by GALDERMA

An **advanced** HIT™ for the nose, lips and chin to allow your patients to finally take pride in their profile

Your patients mostly see themselves face on or in pictures.

You are in a unique position to help them understand how you can bring balance to their profile, using an objective facial assessment.

In addition to the Galderma Facial Assessment Scale, an assessment of the profile evaluating the different angles and lines is required, including the nasolabial and nasofacial angles, Ricketts line, and chin mid-point position.



A selection of complementary Restylane® individually engineered fillers can help adjust proportions and volume to your patients' profile.

BALANCED PROFILE™: PATIENT NEEDS VARY ACROSS 3 AREAS

EXPRESSION OF PATIENT'S CONCERN

"I don't like my profile!"

"I avoid pictures of my profile."

"I'll say, 'delete that' because I don't like my profile."

OBSERVATION

FOCUS ON THE NOSE

Nose needs remodeling and/or tip projection

Nose projection:

- Nasofacial angle
- Nasolabial angle

● Restylane⁹
LYFT



FOCUS ON THE LIPS

Lack of lip projection

Lips projection:

- Ricketts line

● Restylane¹⁰
KYSSE

FOCUS ON THE CHIN

Chin retrusion

Chin projection:

- Chin mid-point position

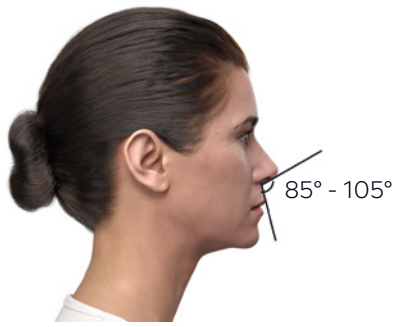
● Restylane⁹ OR ● Restylane¹¹
LYFT DEFYNE

OBSERVATION

Nose needs remodeling and/or tip projection

A ASSESSMENT

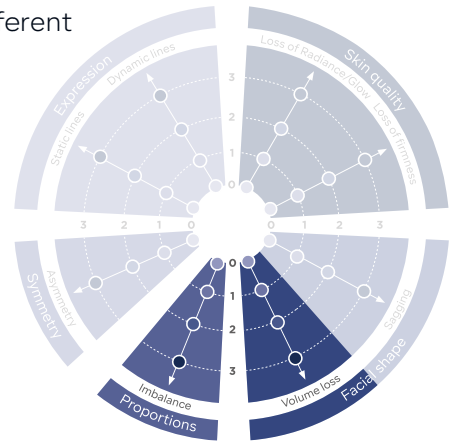
The Galderma Facial Assessment Scale, combined with different angles, help you identify the ideal plan for your patient.



Nasolabial angle^{12,13}

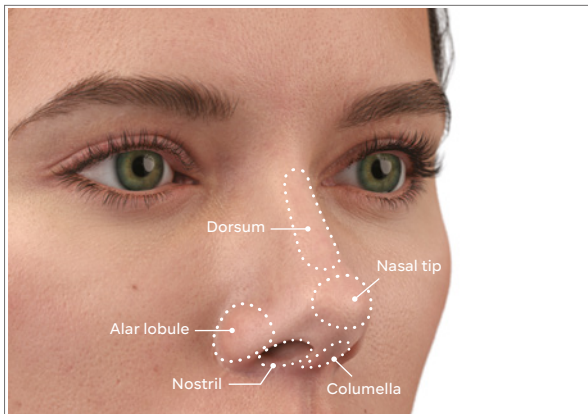


Nasofacial angle¹⁴



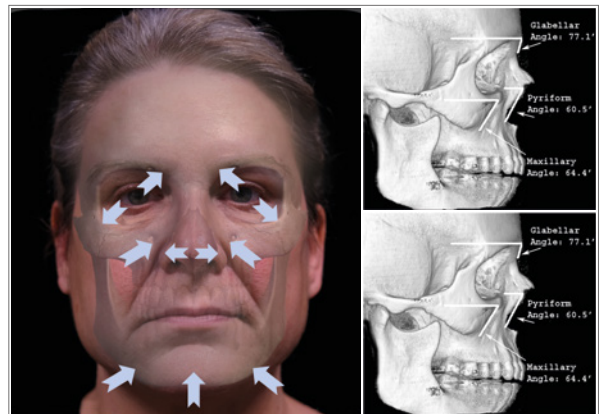
A ANATOMY

Nasal structure observation¹⁵



Five anatomical surface subunits.

Bone changes during aging process^{16,17}



R RANGE

Restylane® LYFT™ is our firmest NASHA based HA filler, designed to provide the right amount of **projection and support** where it is needed.¹⁸⁻²¹

- **Targeted tissue integration** with minimal distribution after injection, allowing **precise and pronounced lifting capacity**^{**†18,21-23}
- Well-suited for **lifting and structure without volumization**^{18,24-26}



T TREATMENT

Individualize the treatment plan to your patients' needs to deliver the best possible outcome and increase patient satisfaction.

TREATMENT AREA

Nose projection



Please review to your locally approved Instructions for Use for Restylane products. Images of the packaging may vary – for illustration purposes only.

* The Restylane® product family has a broader range in G' (elastic modulus) than Juvéderm®, Belotero®, and Teosyal®. G' is a measure of gel firmness (resistance to deformation), which can be used to understand how a gel's physical properties relate to its in vivo performance.²⁷

** Product integration was assessed in an ex vivo human skin model using histological methods.²²

† The firm gel structure of NASHA prevents distribution into the surrounding tissue after injection, enabling targeted product integration and precision.²²

OBSERVATION

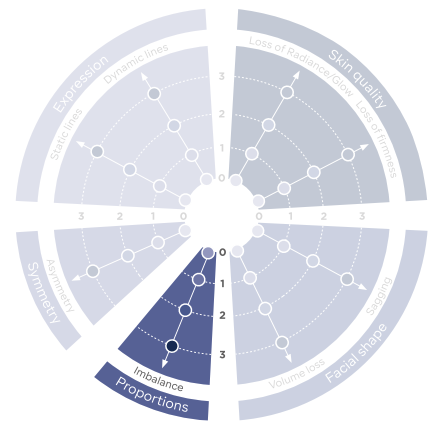
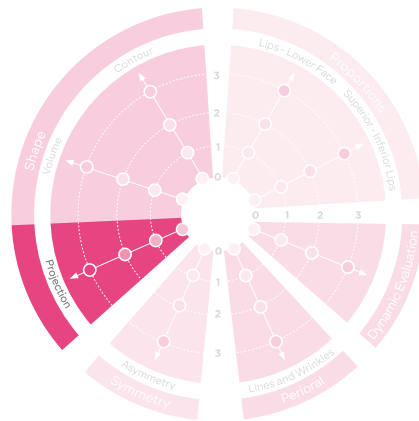
Lips are flat, lack projection

A ASSESSMENT

In addition to the Galderma Facial Assessment Scale and the Ricketts line, use the Galderma Lip Assessment Scale to identify the correction needed in the lips.

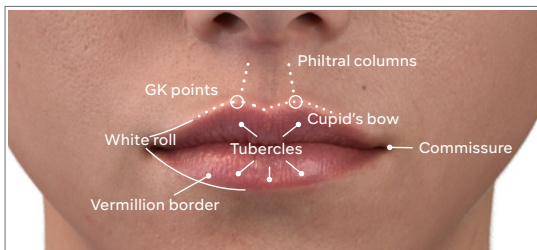


Ricketts line²⁸



A ANATOMY

Structural observation



Possible observation:

Lack of definition, volume or projection of the structures of the lip and its contour.

Changes during the aging process



Lip fullness varies greatly between individuals. Additionally, the loss of underlying support causes the lips to become more vertical and receded.^{29,30}

R RANGE

Restylane® KY SSE™ for soft, plump, and natural-looking lips is based on the OBT™ technology. The high xStrain of Restylane® KY SSE™ facilitates movement, making it ideally suited to dynamic treatment areas such as the lips that require support while maintaining animation³¹



The softer more flexible gel texture distributes more evenly³², to provide natural-looking enhancement of lip volume³³

- 100% of patients were **satisfied or very satisfied with the lip style** after treatment³⁴
- 98% were **satisfied with the kissability of their lips** after treatment³⁴
- 9/10 of treated subjects' partners **liked the way their partners lips looked and felt**³⁴

T TREATMENT

Individualize the treatment plan to your patients' needs to deliver the best possible outcome and increase patient satisfaction.

Adapt the treatment to your style, using either a cannula or needle.³⁵

TREATMENT AREA

Lip projection

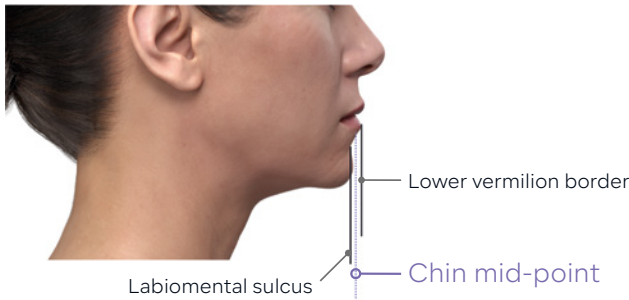


OBSERVATION

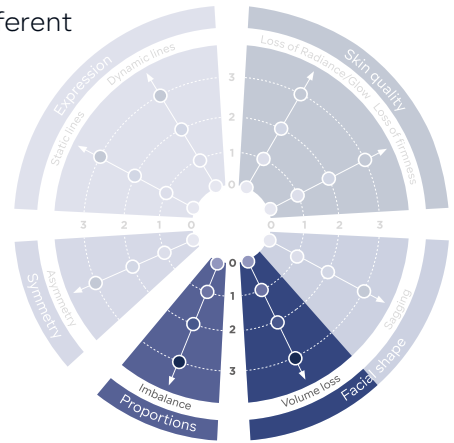
Mild to moderate chin retrusion

A ASSESSMENT

The Galderma Facial Assessment Scale, combined with different lines, help you identify the ideal plan for your patient.

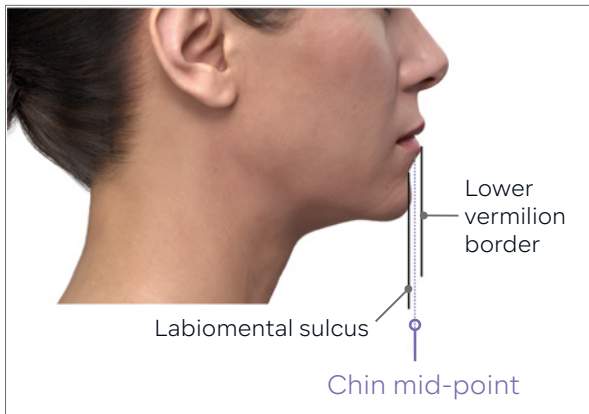


Chin mid-point position³⁵



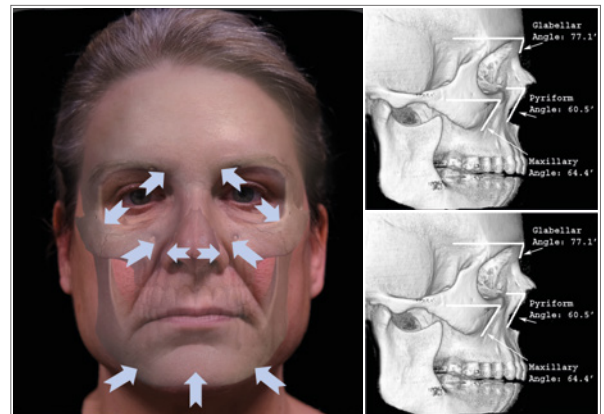
A ANATOMY

Structure observation³⁶



Possible observation:
Lack of chin projection.

Changes during aging process^{16,17}**



* Chin retrusion is not only related to aging.

R RANGE

Restylane® LYFT™ is our firmest NASHA based HA filler, designed to provide the right amount of **projection and support** where it is needed.¹⁸⁻²¹

- **Targeted tissue integration** with minimal distribution after injection, allowing **precise and pronounced lifting capacity****†^{18,21-23}
- Well-suited for **lifting and structure without volumization**^{18,24-26}



Restylane® DEFYNE™ a soft and flexible[§] OBT gel, for tailored **contouring and volumization of dynamic areas** of the face^{18,19,27,37,38}

- Allow for **distributed product integration** that gives **vertical lift and horizontal volume**^{18,22,39,40}



T TREATMENT

Individualize the treatment plan to your patients' needs to deliver the best possible outcome and increase patient satisfaction.

Adapt the treatment to your style, using either a cannula or needle.²¹

TREATMENT AREA
Chin projection

● Restylane⁹ LYFT OR ● Restylane¹¹ DEFYNE



Please review to your locally approved Instructions for Use for Restylane products.

Images of the packaging may vary – for illustration purposes only.

* The Restylane product family has a broader range in G' (elastic modulus) than Juvéderm®, Belotero®, and Teosyal®. G' is a measure of gel firmness (resistance to deformation), which can be used to understand how a gel's physical properties relate to its in vivo performance.²⁷

** Product integration was assessed in an ex vivo human skin model using histological methods.²²

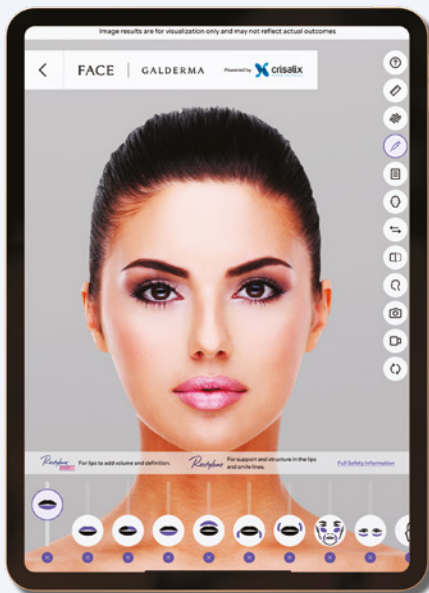
† The firm gel structure of NASHA prevents distribution into the surrounding tissue after injection, enabling targeted product integration and precision.²²

§ The flexibility of HA fillers can be accurately measured as xStrain. Higher xStrain values correlate with increased gel flexibility.²⁷

SEE THE AFTER BEFORE

Be a leader for the future of the beauty industry.

Experience FACE by Galderma™ the cutting-edge aesthetic visualization app that uses interactive augmented reality to help your patients see injectable treatment results in real-time.



3 out of 4

patients using FACE by Galderma™ sought more treatments than they previously considered.⁴¹

Use FACE by Galderma™ to help your patients understand their profile balance.



GALDERMA, ADVANCING DERMATOLOGY FOR EVERY SKIN STORY

With a unique legacy in dermatology and decades of cutting-edge innovation, we deliver a science-based portfolio of premium flagship brands and services that spans the full spectrum of dermatology.

Everyone's skin is unique, and we all have our own skin story. We embrace these differences to meet the individual needs of the consumers, patients and customers we serve.

This would not have been possible without you, and we are committed to accompany you on your journey. We want to help you shape the future of aesthetics, in order to improve patient satisfaction and create more smiles.

LET'S SHAPE NEW AESTHETIC POSSIBILITIES TOGETHER

Join our community on GAIN Connect,
Galderma Aesthetic Healthcare Practitioner Portal, to:

- Find expert product information and assets
- Access industry-leading education and training
- Discover tools to help you run and grow your business

JOIN GAIN
GAIN
GALDERMA AESTHETIC INJECTOR NETWORK



REFERENCES

1. Cartier H et al. *Dermatol Surg* 2020;46:475–482.
2. Hedén P et al. *Journal of Drugs in Dermatology* 2019;18:682-289.
3. Molina B et al. *Dermatol Surg* 2015 ;41 :S325-32.
4. Freedman B et al. *J Cosmet Dermatol* 2006;5:127-9.
5. Data on File. TrAx 2022 Facial Injectable ATU Global Study - HA Fillers Deep Dive 2014.
6. ASPS National Clearinghouse of Plastic Procedural Statistics 2020. REF-13982.
7. ISAPS International Survey 2019. REF-12616.
8. TBWA Silk Consumer Study 2014. REF-12972.
9. Instructions for Use Restylane Lyft, EU 2019; QMS-4933. REF-09207.
10. Instructions for Use Restylane Kysse, EU 2020; QMS-8668. ISI-0010.
11. Instructions for Use Restylane Defyne, EU 2020; QMS-8662. ISI-0009.
12. Popenko N et al. *JAMA Facial Plastic Surgery* 2017;19:261-267.
13. Klein A *Dermatol Surg* 2005;31:1599-1603.
14. Prendergast P *Adv Surg Facial Rejuvenation* 2012.
15. Suhk J et al. *Semin Plast Surg* 2015;29:226-231.
16. Cotofana S et al. *Facial Plast Surg* 2019;32:253-260.
17. Shaw R, Kahn D *Plast Reconstr Surg* 2016;32:253-260.
18. Gregorio C et al. *Clin Cosmet Investig Dermatol* 2022 ;14 :681-90.
19. Data on File MA-43049. xStrain and G' for Global Marketing 2020. REF-04262.
20. Data on File MA-34483. xStrain and G' for US Medical Team 2019. SD – 61283.
21. Nikolis A et al. *Drugs Dermatol* 2022;21:387-92.
22. Lundgren B et al. *Drugs Dermatol* 2018;17:982-6.
23. Rogerio V et al. *Stomatol Oral Maxillofac Surg* 2022;123:440-7.
24. Huang A et al. *J Am Acad of Dermatol* 2020 ;19 :836-42.
25. Narins R et al. *Dermatol Surg* 2011;37:644-50.
26. Nikolis A et al. *Aesthet Surg J Open Forum* 2020;2:ojaa005.
27. Ohrlund A *J Cosmet Dermatol* 2018;8:47-54.
28. Ricketts R *Am J Orthodontics* 1960;46:330-357.
29. Draelos Z. *Cosmet Dermatol* 2016. REF-08306.
30. Kim HJ et al. *Clinical Anat of the Face for Filler and Botul Toxin Inject* 2015.
31. Philipp-Dormston W et al. *Am Society Dermatol Surg* 2018;44:826-832.
32. Lundgren B et al. *J Drugs Dermatol* 2018;17:982-986.
33. Hilton S et al. *Dermatol Surg* 2018;44 :261-269.
34. Bertucci V et al. *J Cosmetic Dermatol* 2021;20:1499-1504.
35. Nikolis A et al. *Aesthetic Surg J* 2022;42:285-297.
36. Sykes J *Dermatol Surg* 2016;42:S211-S218.
37. Solish N et al. *Cosmet Dermatol* 2019;18:738-46.
38. Percec L et al *Plastic Reconstr Surg* 2020 ;145 :295e-305e.
39. Talarico S et al. *Dermatol Surg* 2015 ;41 :1361-69.
40. Segura S et al. *J Drugs Dermatol* 2012;11:s5-8.
41. Face App Pilot Results 2021. REF-11732.

GALDERMA

EST. 1981

www.galderma.com



GL-NBD-2300058 04/2023



משוק בלעדית ע"י אמי טכנולוגיות חפשו אותנו ב: [in](https://www.linkedin.com/company/ami-technologies) [ig](https://www.instagram.com/ami-technologies) [f](https://www.facebook.com/ami-technologies) | [09-7760300](tel:09-7760300) | [ami.co.il](https://www.ami.co.il) | amiweb@ami.co.il