

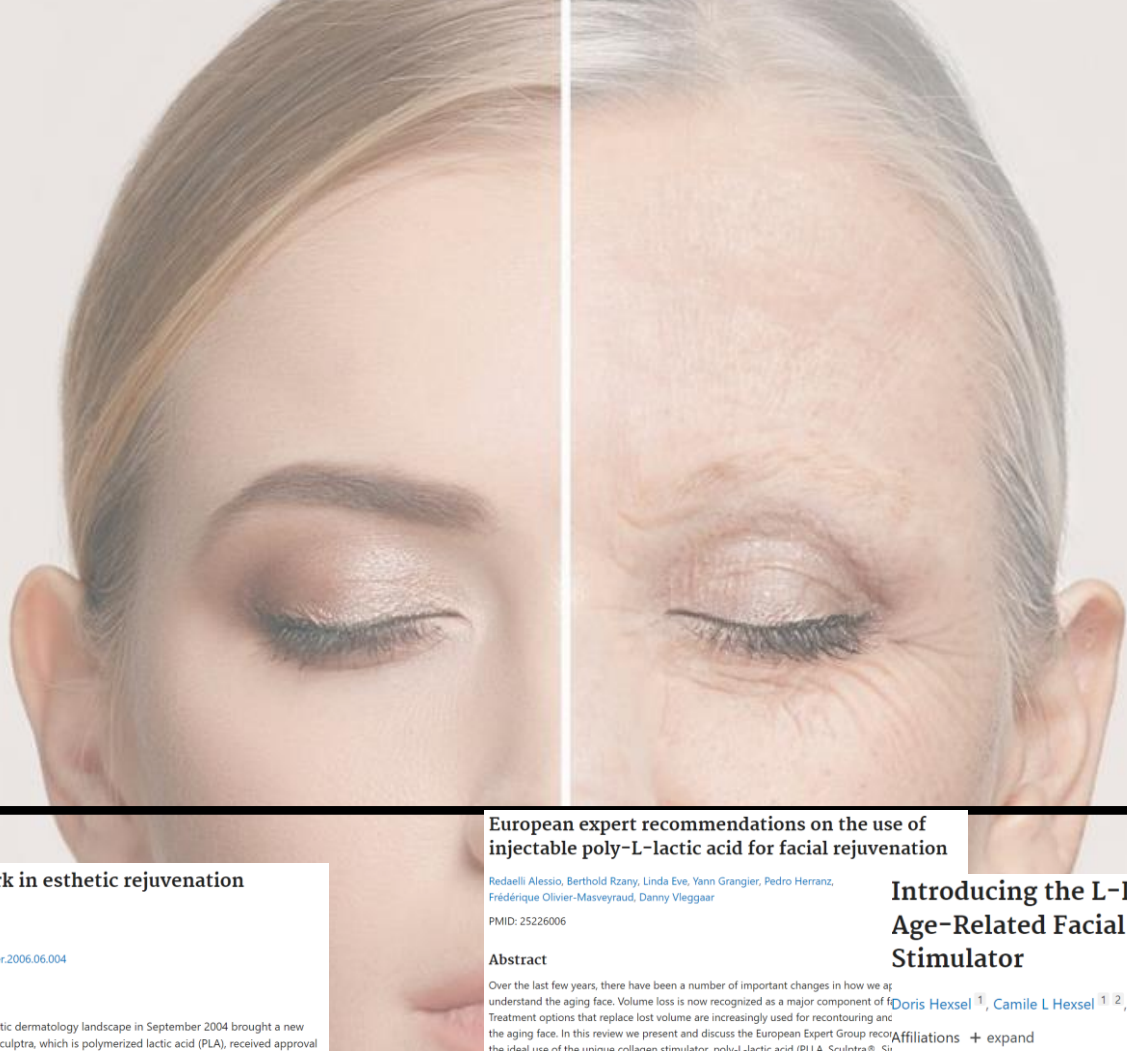
SCULPTRA

THE ORIGINAL COLLAGEN
BIOSTIMULATOR

Advanced techniques

אין מניעה של הזרקת SCULPTRA לאינדיקציות OFF FACE מבחינת אישור האמ"ר, אישור ה CE וה IFU. הזרקות לאזורים אלה מבוצעות מעל 15 שנים בארה"ב*, דרום אמריקה וכו' ויש מספר מאמרים שפורסמו בנושא. יחד עם זאת המדיניות של חברת GALDERMA מוגבלת להזרקות לאיזור הפנים בלבד בשלב זה וכך גם כל החומרים התומכים המסופקים ע"י החברה – לכן בישראל ההזרקות האלה מתבצעות נכון לעכשיו כחלק מהתוויות off lable ואמורות להתבצע רק ע"י רופאים שעברו על הספרות וההנחיות וההזרקה נעשית באחריותם הבלעדית של הרופאים. אין לראות במצגת זאת ו/או בכל חומר שמתקבל ו/או נאמר ע"י נציגי חברת א.מ.י המלצה או עידוד מכל סוג שהוא להזריק לאינדיקציות off label

*בארה"ב ההתוויה היא לפנים בלבד



Approval of Sculptra recommended

Bob Huff

PMID: 15206385

No abstract available

Use of sculptra mark in esthetic rejuvenation

Kenneth R Beer ¹, Marta I Rendon

Affiliations + expand

PMID: 17055391 DOI: 10.1016/j.sder.2006.06.004

Abstract

The addition of Sculptra to the esthetic dermatology landscape in September 2004 brought a new opportunity for facial rejuvenation. Sculptra, which is polymerized lactic acid (PLA), received approval from the Food and Drug Administration in September 2004. Since its approval, it has gained acceptance among dermatologists and is now being substantiated by clinical trials. The inclusion in any update of esthetic dermatology is now being substantiated by clinical trials that it will be more widely used for these purposes.

Sculptra: a stimulatory filler

Victor Lacombe ¹

Affiliations + expand

PMID: 19415576 DOI: 10.1055/s-0029-1220648

Abstract

Sculptra is a biocompatible, resorbable injectable dermal filler that creates its effect by stimulating collagen production. It is the class of a stimulatory filler that creates its effect by stimulating collagen production. As it differs from traditional, static fillers, it has a special understanding of how it works, where it acts, and what its unique considerations are. Both the natural method of collagen production and the natural method of collagen production make this product one worth considering for reconstructive soft tissue rejuvenation as well as for reconstructive soft tissue rejuvenation.

Sculptra: the new three-dimensional filler

Richard N Sherman ¹

Affiliations + expand

PMID: 17085222 DOI: 10.1016/j.cps.2006.09.001

Abstract

Sculptra, the synthetic injectable poly-L-lactic acid (PLLA), is a revolutionary three-dimensional filler that creates its effect by stimulating collagen production. This unique volumizing agent is best used to globally restore volume to the lower two thirds of the face in patients who have lipoatrophy. Sculptra is a biocompatible, biodegradable, and nonimmunogenic derivative of the alpha-hydroxy-acid family. The size and slow degradation kinetics of PLLA microparticles act as a stimulus for collagen production, resulting in volume enhancement in lipoatrophy patients.

European expert recommendations on the use of injectable poly-L-lactic acid for facial rejuvenation

Redaelli Alessio, Berthold Rzany, Linda Eve, Yann Grangier, Pedro Herranz, Frédérique Olivier-Masveyraud, Danny Vlieggaar

PMID: 25226006

Abstract

Over the last few years, there have been a number of important changes in how we understand the aging face. Volume loss is now recognized as a major component of the aging face. Treatment options that replace lost volume are increasingly used for recontouring and the aging face. In this review we present and discuss the European Expert Group recommendations on the ideal use of the unique collagen stimulator, poly-L-lactic acid (PLLA, Sculptra®; Sirinix Pharmaceuticals) for facial rejuvenation lasting up to 25 months. Optimal results are achieved on a detailed knowledge of facial anatomy, correct treatment procedure, specifically the correct injection technique, as well as appropriate patient aftercare. PLLA is an effective and safe collagen stimulator that treats the whole face. PLLA is simple to use, provides the foundation for facial rejuvenation, is easy to combine with other treatments, and provides the foundation for facial rejuvenation, is easy to combine with other treatments, and provides the foundation for facial rejuvenation.

Introducing the L-Lift-A Novel Approach to Treat Age-Related Facial Skin Ptosis Using A Collagen Stimulator

Doris Hexsel ¹, Camile L Hexsel ^{1, 2}, Sebastian Cotofana ³

Affiliations + expand

PMID: 31299031 DOI: 10.1097/DSS.0000000000002015

Injectable Poly-L-Lactic Acid: Understanding Its Use in the Current Era

Z Paul Lorenc, Thomas Greene, Ronald W Gottschalk

PMID: 27272085

Abstract

A survey of Sculptra® Aesthetic injectors was conducted to understand how the product is being currently reconstituted and injected. Questions were asked of injectors to understand their reasons for choice and volume of diluent(s), additions, and time for the reconstitution process. These results are discussed in the context of the past history of the product over the last decade, with a focus on adverse events such as papules and nodules. J Drugs Dermatol. 2016;15(6):759-762.

Chart Review Presenting Safety of Injectable PLLA Used With Alternative Reconstitution Volume for Facial Treatments

Melania Palm, Flor Mayoral, Anil Rajani, Mitchell P Goldman, Sabrina Fabi, Lisa Espinoza, Bill Andriopoulos, Justin Harper

PMID: 33400413 DOI: 10.36849/JDD.5631

Abstract

Background: Since the approval of Sculptra Aesthetic, the amount of sterile water used to reconstitute the product has gradually increased in clinical practice. A retrospective chart review was conducted to evaluate patient safety associated with a larger reconstitution volume, and to investigate specific parameters for how Sculptra Aesthetic is used in a real-world clinical setting.

Objective: The primary objective of the study was to evaluate the safety of Sculptra Aesthetic when using a reconstitution volume of 7 to 10 mL, via collection of adverse events related to the product or injection procedure reported in medical records.

Off Face Usage of Poly-L-Lactic Acid for Body Rejuvenation

Ahmad Jabbar, Suleima Arruda, Neil Sadick

PMID: 28628686

Abstract

<p>Injectable soft-tissue augmentation agents have become popular procedures for the aging face and body. In contrast to temporary fillers such as collagen-based and hyaluronic acid products, polydemonstrated to gradually promotes deposition of collagen via therapeutic effects lasting approximately two years. In 2004, the use of facial contours secondary to lipatrophy associated with anti-r 2009 PLLA was FDA-approved for the correction of nasolabial fold lines and wrinkles. There have since been limited but promising nonfacial volumization as well, including the hands, neck/décolletage objective of this article is to review clinical evidence, current trends the use of PLLA for nonfacial, body rejuvenation.</p><p>

Recommendations on the Use of Injectable Poly-L-Lactic Acid for Skin Laxity in Off-Face Areas

Alessandra Haddad, Antonio Menezes, Christine Guarnieri, Daniel Coimbra, Elina Ribeiro, Juliana Sarubi, Luiz Eduardo Avelar, Maria Paula Del Nero, Marisa Gonzaga da Cunha, Rosemarie Mazzucco, Cristhine Kamamoto, Camila Cazerta

PMID: 31524350

Abstract

Injectable poly-L-lactic acid (PLLA) is a biodegradable synthetic polymer that stimulates collagen production, leading to gradual volume restoration. The treatment of sagging skin in body areas is still a big challenge, as there are few aesthetic procedures aiming to improve it. This article provides recommendations on the use of PLLA in the treatment of skin laxity in off-face areas, as the neck, décolletage, arms, abdomen, buttocks, and thighs, including the patient selection, product preparation, and injection techniques. The use of PLLA is a promising method for the treatment of skin laxity in corporal areas, improving body contour and appearance. Further investigation is needed to better understand the efficacy and durability of PLLA in non-facial indications and to provide the best evidence for optimal patient outcomes. J Drugs Dermatol. 2019;18(9):929-935.

A Randomized, Split-Body, Placebo-Controlled Trial to Evaluate the Efficacy and Safety of Poly-L-lactic Acid for the Treatment of Upper Knee Skin Laxity

Ilipara ¹, Erika Hoss ², Monica Boen ³, Marwan Alhaddad ⁴, Sabrina G Fabi ³ ⁵

+ expand

52426 DOI: 10.1097/DSS.0000000000002685

Abstract

Background: Skin laxity of the upper knee and lower thigh is a common complaint among patients.

This is a randomized, double-blinded, split-body, placebo-controlled study to evaluate the efficacy of poly-L-lactic acid (PLLA) for treatment of upper knee skin laxity.

and methods: Twenty female subjects between the ages of 30 and 65 years with upper knee were enrolled. The patients were randomized to receive 3 treatments of PLLA in 1 knee, or other knee received 3 treatments of bacteriostatic water.

PMID: 33938690 DOI: 10.36849/JDD.5380

Abstract

Background: Poly-L-lactic acid (PLLA) is an injectable volumizer with biostimulatory properties used for volumetric structural rejuvenation in patients with facial fat volume loss but has increasingly been utilized for off-face applications.

Objective: The objectives of this randomized, double-blind, placebo-controlled single center study was to assess the safety and effectiveness of PLLA for the treatment of lower extremity cellulite in

Subcision™ plus poly-l-lactic acid for the treatment of cellulite associated to flaccidity in the buttocks and thighs

Rosemarie Mazzucco ¹

Affiliations + expand

PMID: 32176410 DOI: 10.1111/jocd.13364

Abstract

Double-Blind, Placebo-Controlled Poly-L-Lactic acid for Treatment of Cellulite in Lower Extremities

Medrano, Georgina Ferzli, Neil Sadick, Suleima Arruda

PMID: 33938690 DOI: 10.36849/JDD.5380

Abstract

Background: Poly-L-lactic acid (PLLA) is an injectable volumizer with biostimulatory properties used for volumetric structural rejuvenation in patients with facial fat volume loss but has increasingly been utilized for off-face applications.

Objective: The objectives of this randomized, double-blind, placebo-controlled single center study was to assess the safety and effectiveness of PLLA for the treatment of lower extremity cellulite in

Clinical experience of poly-L-lactic acid injections for body contouring treatment

Sachin M. Shridharani MD FACS¹ | Grace M. Tisch BA¹ | Trina G. Ebersole MD² | Teri N. Moak MS, MD² | Carolina Edwartz PhD³

¹LUXURGERY, New York, NY, USA

²Division of Plastic and Reconstructive Surgery, Washington University School of Medicine in St. Louis, St. Louis, MO, USA

³Galderma Aesthetics, Global Medical Affairs, Uppsala, Sweden

Correspondence: Sachin M. Shridharani, LUXURGERY, 880 Fifth Avenue, #18/C/D, New York, NY 10021, USA. Email: smshrid@luxurgery.com

Funding information: Galderma Aesthetics contributed towards data analysis, interpretation of data and manuscript writing.

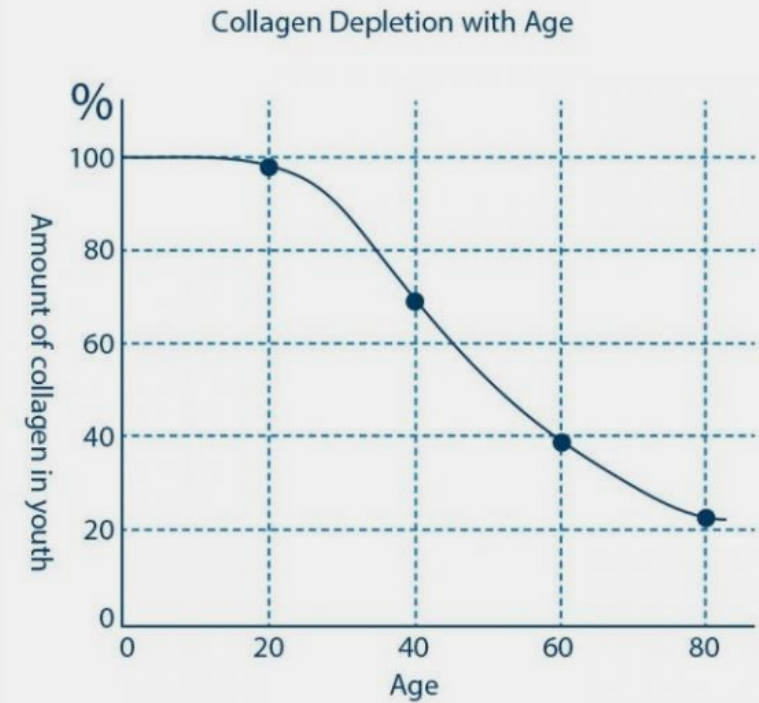
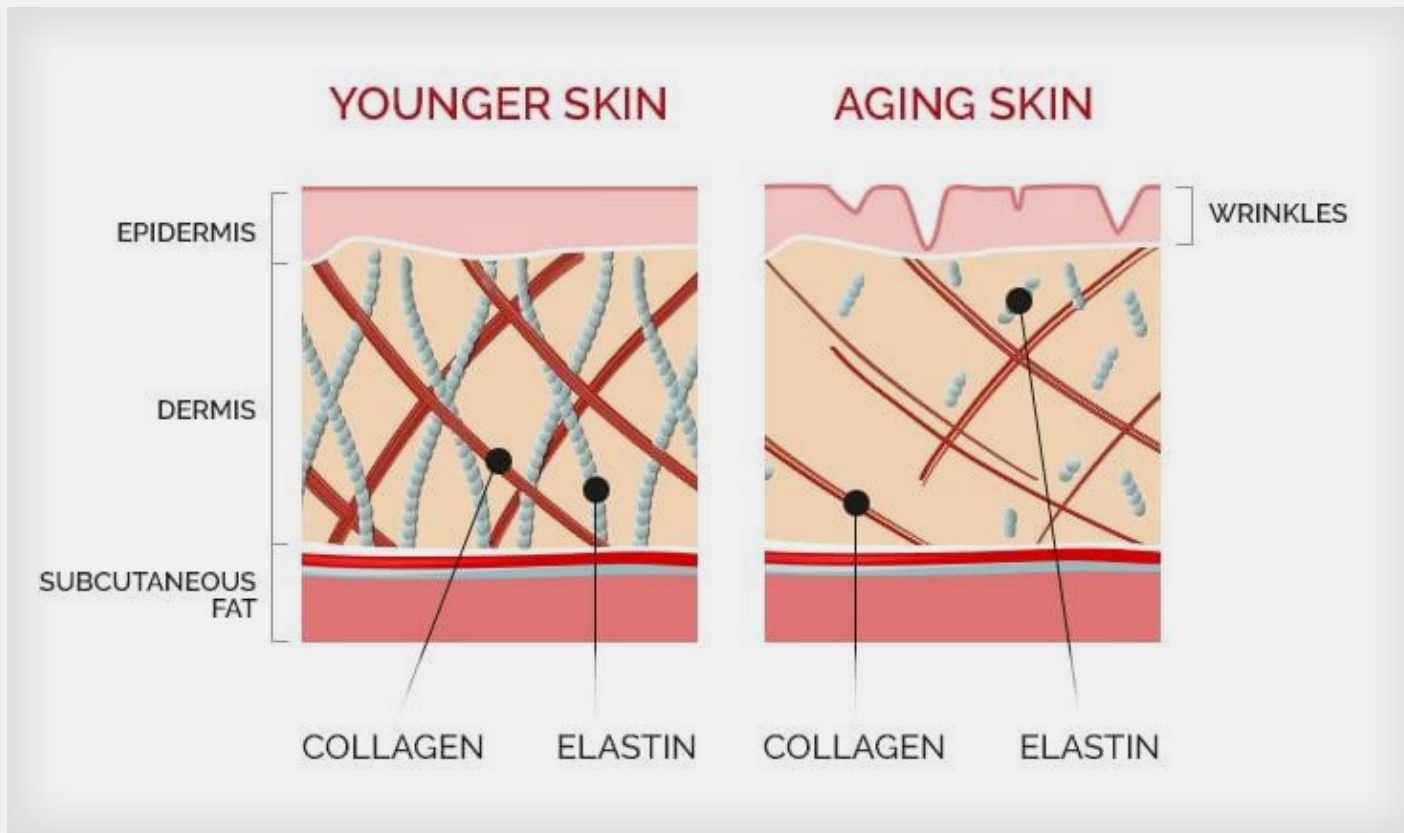
Abstract

Introduction: Clinical data on body contouring with injectable poly-L-lactic acid are sparsely reported in published literature. This study describes the lead author's clinical experience using injectable poly-L-lactic acid for body contouring in various anatomic locations.

Methods: Twenty consecutive patients undergoing body contouring treatments with poly-L-lactic acid were prospectively followed. All treatments were performed at a single clinic between February 2017 and February 2019. Treatment details such as reconstitution, injection volume and dosage were documented. Treatment response was assessed independently by patients and the treating physician. Adverse events were recorded.

Results: Twenty patients (85% women) received injectable poly-L-lactic acid for body





From the age of 20 onwards, a person produces approximately 1% less collagen per year, resulting in a loss of collagen and elastin.

Excellence of Results


GAIN



+

**CHOICE OF
PATIENTS**

GALDERMA



Main Actions of Sculptra on the skin of the body

- ✓ Improved skin quality
- ✓ Increases the thickness of the dermis
- ✓ Can volumize according to the amount and place applied

Skin Laxity

BODY

GAIN

CAUSES



Skin **Aging**



Slimming



Low **BMI**



High Performance Sports



Postpartum



After **liposuction**



Strech Marks

Haddad A, Menezes A, Guarnieri C, Coimbra D, Ribeiro E, Sarubi J, Avelar LE, Del Nero MP, da Cunha MG, Mazzuco R, Kamamoto C, Cazerta C. Recommendations on the Use of Injectable Poly-L-Lactic Acid for Skin Laxity in Off-Face Areas. J Drugs Dermatol. 2019 Sep 1;18(9):929-935.

GALDERMA

Skin Laxity

BODY

GAIN

**CONTRIBUTE TO THE
AGGRAVATION OR
APPEARANCE OF
SAGGING SKIN:**



Genetic Predisposition



Phototype



Gender



Smoking



Food

Haddad A, Menezes A, Guarnieri C, Coimbra D, Ribeiro E, Sarubi J, Avelar LE, Del Nero MP, da Cunha MG, Mazzuco R, Kamamoto C, Cazerta C. Recommendations on the Use of Injectable Poly-L-Lactic Acid for Skin Laxity in Off-Face Areas. J Drugs Dermatol. 2019 Sep 1;18(9):929-935.

GALDERMA

Sculptra® - Body

GAIN



ESTIMULATION OF COLLAGEN
PRODUCTION

IMPROVEMENT OF SKIN QUALITY

INCREASEMENT OF DERMAL THICKNESS

GALDERMA

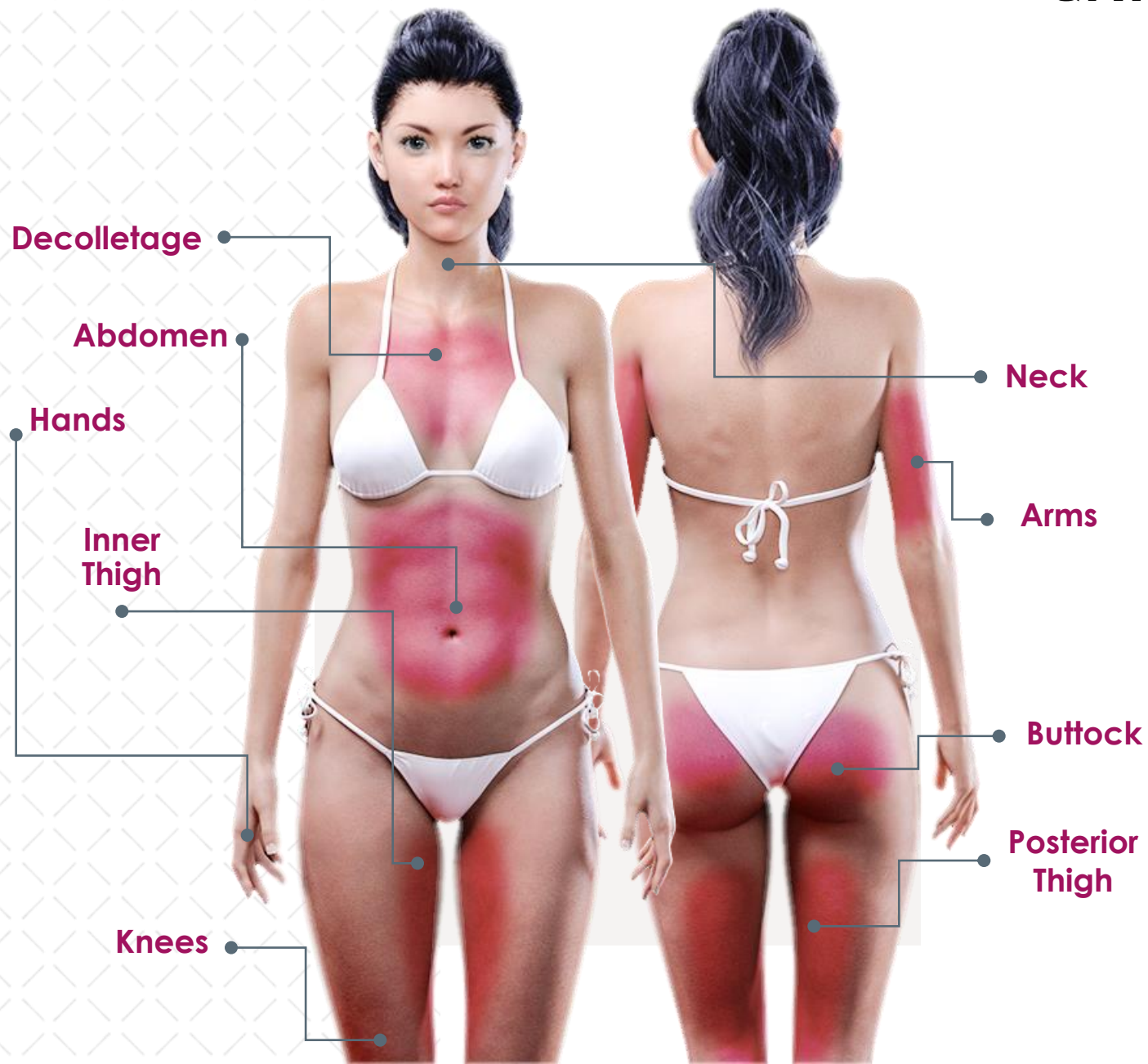
GAIN

CLINICAL
INDICATIONS

GALDERMA

GAIN

POTENCIAL AREAS FOR BODY TREATMENT



All Immediate off face reconstitution:

20ml (18ml sterile water + 2ml Lido)

Técnicas de aplicação – Consenso Sculptra corporal

September 2019

929

Volume 18 . Issue 9

Copyright © 2019

Original Article

Journal Of Drugs in
Dermatology

RECOMMENDATIONS ON THE USE OF INJECTABLE POLY-L-LACTIC ACID FOR SKIN LAXITY IN OFF-FACE AREAS

Alessandra Haddad MD PhD,^a Antonio Menezes MD,^b Christine Guarnieri MD,^c Daniel Coimbra MD,^d Elina Ribeiro MD,^e Juliana Sarubi MD,^f Luiz Eduardo Avelar MD,ⁱ Cistine Kamamoto MD PhD,^c Camila Cazerta MD^c

^aFederal University of São Paulo and Hospital Israelita Albert Einstein, São Paulo, Brazil

^bDermatology Private Practice, Rio de Janeiro, Brazil

^cDesmatologist, Dermatology Private Practice, São Paulo, Brazil

^dCosmetic Dermatology at Santa Casa de Misericórdia, Rio de Janeiro, Brazil

^eDermatology Private Practice, São Paulo, Campos do Jordão and Taubaté, São Paulo, Brazil

^fDermatology Private Practice, Belo Horizonte, MG, Brazil

^gPrivate Practice, Belo Horizonte, MG, Brazil

^hDermatologist. Faculdade de Medicina do ABC and Hospital Israelita Albert Einstein, Dermatology Private Practice

ⁱDermatology Private Practice, Rio Grande do Sul, Brazil

GAIN


BODY ASSESSMENT

GALDERMA





GAIN



GALDERMA

GAIN



GALDERMA

All these ladies have the same weight

GAIN



DIANE, 36



THILINI, 20



NIKKI, 29



LIZ, 35



ROSANNA, 36



SOLVEIG, 32

GALDERMA

$$\text{BMI} = \text{WEIGHT} / \text{HEIGHT}$$

Less than 18,5	Under the Weight
Between 18,5 to 24,9	Normal Weight
Between 25 to 29,9	Overweight
Between 30 to 34,9	Obesity I
Between 35 to 39,9	Obesity II
More than 40	Obesity III

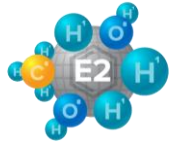

Hormone Levels

GAIN



GALDERMA

ESTROGEN : The Greatest Anabolic for the Body!



Estrogen Levels

GAIN

AGE

20

30

35

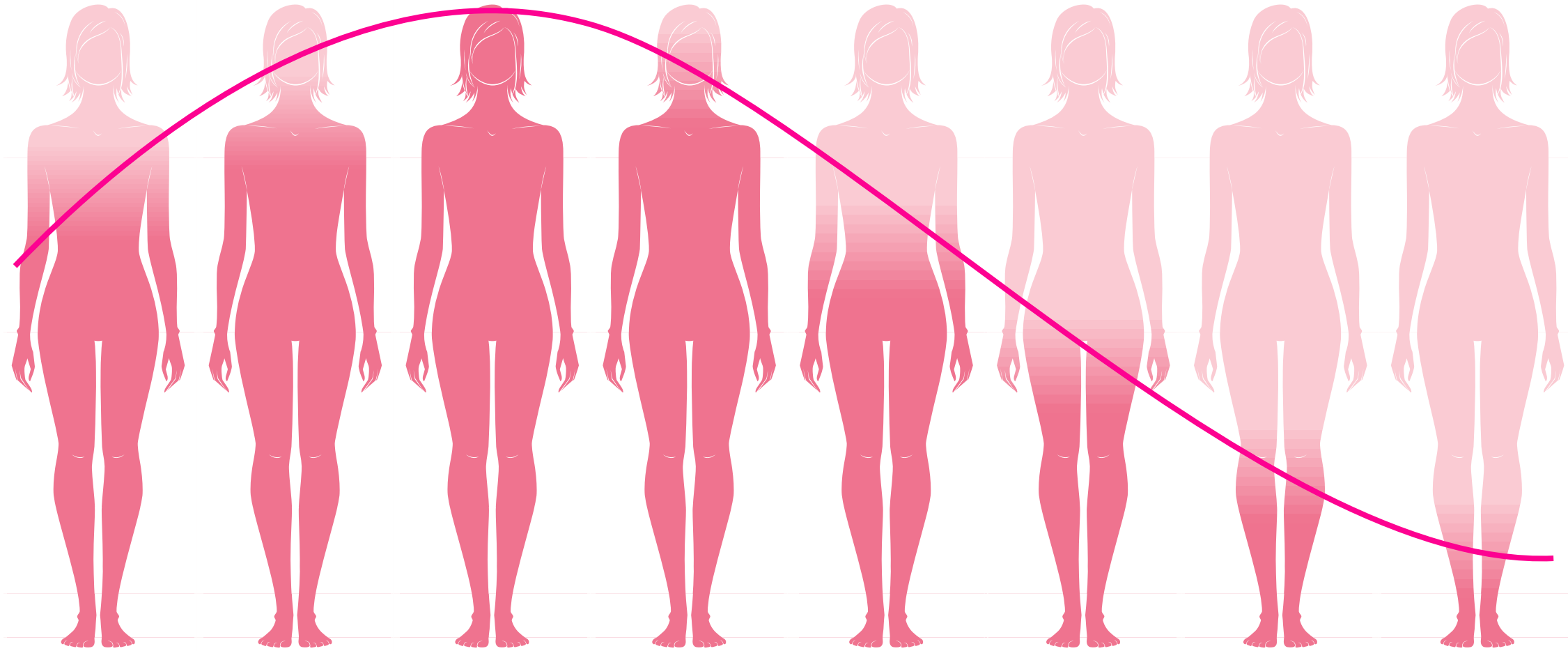
40

50

60

70


80



GALDERMA


 **SKIN QUALITY**
Grades of Laxity

GAIN




GRADE I

Within Normality




GRADE II

Mild Skin Laxity



GRADE III

Moderate Skin Laxity



GRADE IV

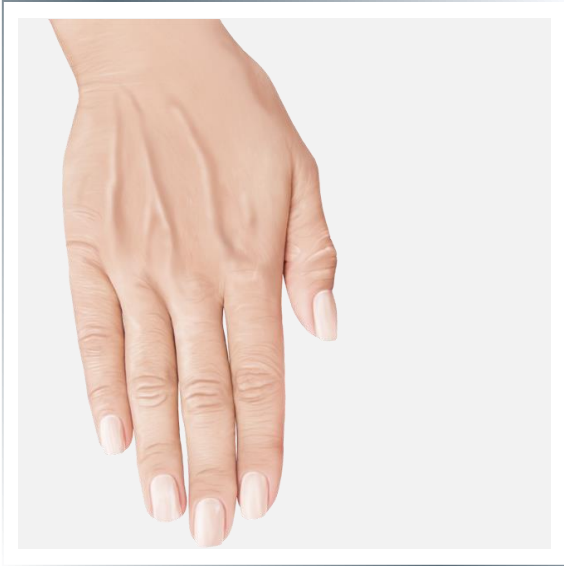
Severe Skin Laxity

HANDS

GAIN



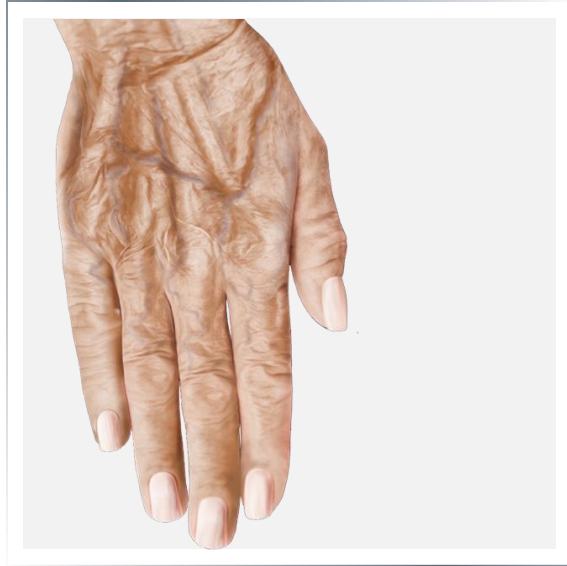
GRADE I



GRADE II



GRADE III



GRADE IV



ARMS

GAIN



GRADE I



GRADE II



GRADE III



GRADE IV



GALDERMA

THIGHS

GAIN



GRADE I



GRADE II



GRADE III



GRADE IV



GALDERMA

ABDOMEN

GAIN

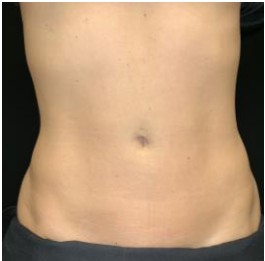


GRADE I

GRADE II

GRADE III

GRADE IV



GALDERMA

BUTTOCKS

GAIN



GRADE I



GRADE II



GRADE III



GRADE IV



SKIN LAXITY

GAIN



GRADE I

PREVENTION



GRADES II & III

BEST
CANDIDATES



GRAU IV

MORE SESSIONS AND
AMOUNT OF PRODUCTS



GAIN

CONSENSUS

GALDERMA

September 2019

929

Volume 18 . Issue 9

Copyright © 2019

Original Article

Journal Of Drugs in
Dermatology

RECOMMENDATIONS ON THE USE OF INJECTABLE POLY-L-LACTIC ACID FOR SKIN LAXITY IN OFF-FACE AREAS

Alessandra Haddad MD PhD,^a Antonio Menezes MD,^b Christine Guarnieri MD,^c Daniel Coimbra MD,^d Elina Ribeiro MD,^e Juliana Sarubi MD,^f Luiz Eduardo Avelar MD,^g Cistine Kamamoto MD PhD,^c Camila Cazerta MD^c

^aFederal University of São Paulo and Hospital Israelita Albert Einstein, São Paulo, Brazil

^bDermatology Private Practice, Rio de Janeiro, Brazil

^cDermatologist, Dermatology Private Practice, São Paulo, Brazil

^dCosmetic Dermatology at Santa Casa de Misericórdia, Rio de Janeiro, Brazil

^eDermatology Private Practice, São Paulo, Campos do Jordão and Taubaté, São Paulo, Brazil

^fDermatology Private Practice, Belo Horizonte, MG, Brazil

^gPrivate Practice, Belo Horizonte, MG, Brazil

^hDermatologist. Faculdade de Medicina do ABC and Hospital Israelita Albert Einstein, Dermatology Private Practice

ⁱDermatology Private Practice, Rio Grande do Sul, Brazil

Haddad A, Menezes A, Guarnieri C, Coimbra D, Ribeiro E, Sarubi J, Avelar LE, Del Nero MP, da Cunha MG, Mazzuco R, Kamamoto C, Cazerta C. Recommendations on the Use of Injectable Poly-L-Lactic Acid for Skin Laxity in Off-Face Areas. *J Drugs Dermatol*. 2019 Sep 1;18(9):929-935.

CONSENSUS Sculptra® BODY



2-3 sessions



Massage



4-6 weeks interval



Combined with technologies



Progressive Results

Haddad A, Menezes A, Guarnieri C, Coimbra D, Ribeiro E, Sarubi J, Avelar LE, Del Nero MP, da Cunha MG, Mazzuco R, Kamamoto C, Cazerta C. Recommendations on the Use of Injectable Poly-L-Lactic Acid for Skin Laxity in Off-Face Areas. *J Drugs Dermatol*. 2019 Sep 1;18(9):929-935.

TABLE 1.

General Recommendations for Use of PLLA (Sculptra®) in Nonfacial Areas

PLLA in off-face indications

Skin laxity, localized atrophy after iposuction, old stretch marks or cellulite associated with flaccidity

PLLA not recommended in the following areas

Breast, calves and genitals

Predictive positive factors for treatment

Younger than 60 Years old
Balanced diet
Body Mass Index up to 25
Non-smoker
Moderate and regular physical activity
Absence of localized fat in the area to be treated

Reconstitution/Dilution

Diluent Volume	8ml of sterile water for
Hydration time	injection (SWFI)
Final Injection Volume	24-72 hours
	16mL

Treatment plan

PLLA quantity	Approximately 1 vial per area
Number of sessions	equivalente to a A4 page
Interval	2-4 sessions 30-60 days
Maintenance	Every 12-18 months

Post-injection recommendations

Massage	If bruising occurs, avoid physical activity and sun exposure in the first 24h
---------	---

GAIN

BODY RECONSTITUTION

Total volume = 16ml

BODY

5 ml
SWFI



Shake the vial for 1 minute

2 ml
SWFI +
1 ml
lidocaine

Aspirate the solution in 5ml syringes

Double the volume of each syringe with SWFI.
Total: 16 ml



5ml



+2ml SWFI
+1ml Lido
Total 8ml



Syringe 5ml

2 ml



+ 8ml SWFI

CONSENSUS SCULPTRA® BODY

Treatment plan	
PLLA quantity	Approximately 1 vial per area equivalent to a A4 page
Number of sessions	2-4 sessions
Interval	30-60 days
Maintenance	Every 12-18 months

Table 1. General Consensus Statements

General Consensus Statements

For CaHA biostimulation/skin tightening, 2-3 sessions are usually recommended spaced at 1-2 mo intervals. The preferred CaHA dilution for biostimulation/skin tightening treatment may change according to the treated area, degree of laxity, and skin thickness.

The higher the dilution used, the smaller the immediate volumizing effect. It is possible that when more diluted CaHA is used and distributed into large areas, further treatment sessions will be required. It is possible that higher dilutions provide a lower risk of nodule formation due to product accumulation.

The literature shows that CaHA acts as a collagen and elastin biostimulator when used undiluted or diluted up to 1:6 (9mL of diluent to 1.5mL of product). However, the existing data are insufficient to certify that one dilution is superior to the other in the final stimulation of collagen. The relationship between the size of the area to be treated and the amount of product used may vary according to local tissue characteristics, anatomical features, and local degree of laxity. Usually 1 syringe (1.5mL) is used to treat an area of 100-300 cm². When using a cannula, the amount of product per passing is around 0.1-0.2mL and with needle is of 0.1mL, with a distance between the linear injection of 2cm.

For dilution of CaHA, 0.5-1.5mL of 2% lidocaine with or without epinephrine may be used. If larger dilutions are needed, then saline solution is added to achieve the desired final volume.

The recommended cannulas are usually 22-25 gauge. The recommended needles are usually 27-30 gauge.



SCULPTRA VS CALCIUM HYDROXIAPATITE



Primary Function

Indications

**Minimal
Equivalence**

Collagen Type I

Lasting (months)

Reconstitution

**Collagen
Bioestimulation**

Face & Body

1 Vial

+66,5%

25

Immediate

Dermal Filler

Face & Body

≥ 2 syringes

?

**Filler: 12
Bioestimulator: 12**

Immediate

GAIN

**Calcium
Hydroxiapatite**



GAIN

SCULPTRA PLLA VS other PLLA



Published Studies

Indications

Collagen
Stimulation

Lasting (months)

Reconstituição



+900

Face & Body

+66,5%

25

1min (manual)

PLLA

0 (zero)

Only Face

?

?

1 hour
off-label – 1+10min (w/ mixer)

GAIN



INJECTION TECHNIQUES

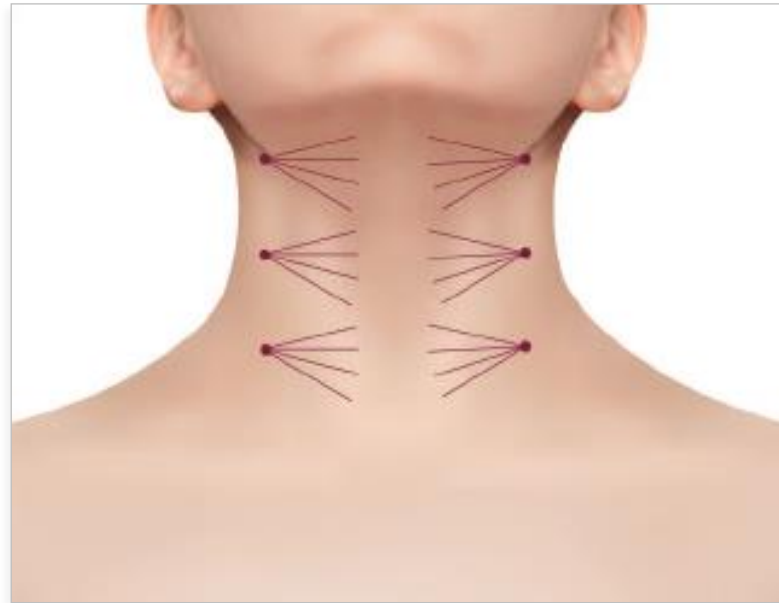
GALDERMA

NECK

Middle line
Massage separate
each side



NEEDLE
RETROINJECTION



CANNULA
FAN TECHNIQUE

Volume:
0,05-0,1 ml/cm²

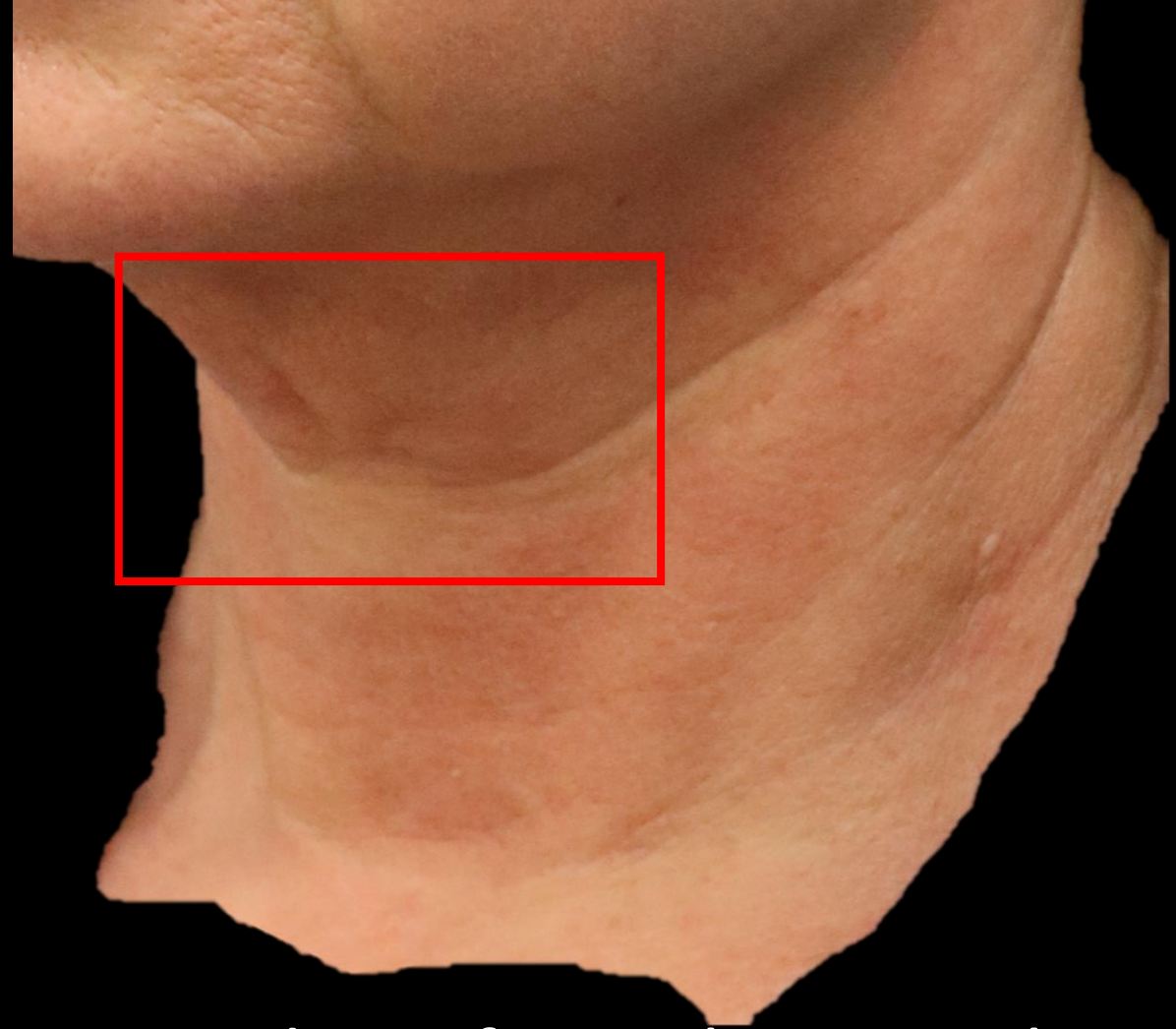
Haddad,A J Drugs Dermatol 2019

GAIN



GALDERMA

GAIN

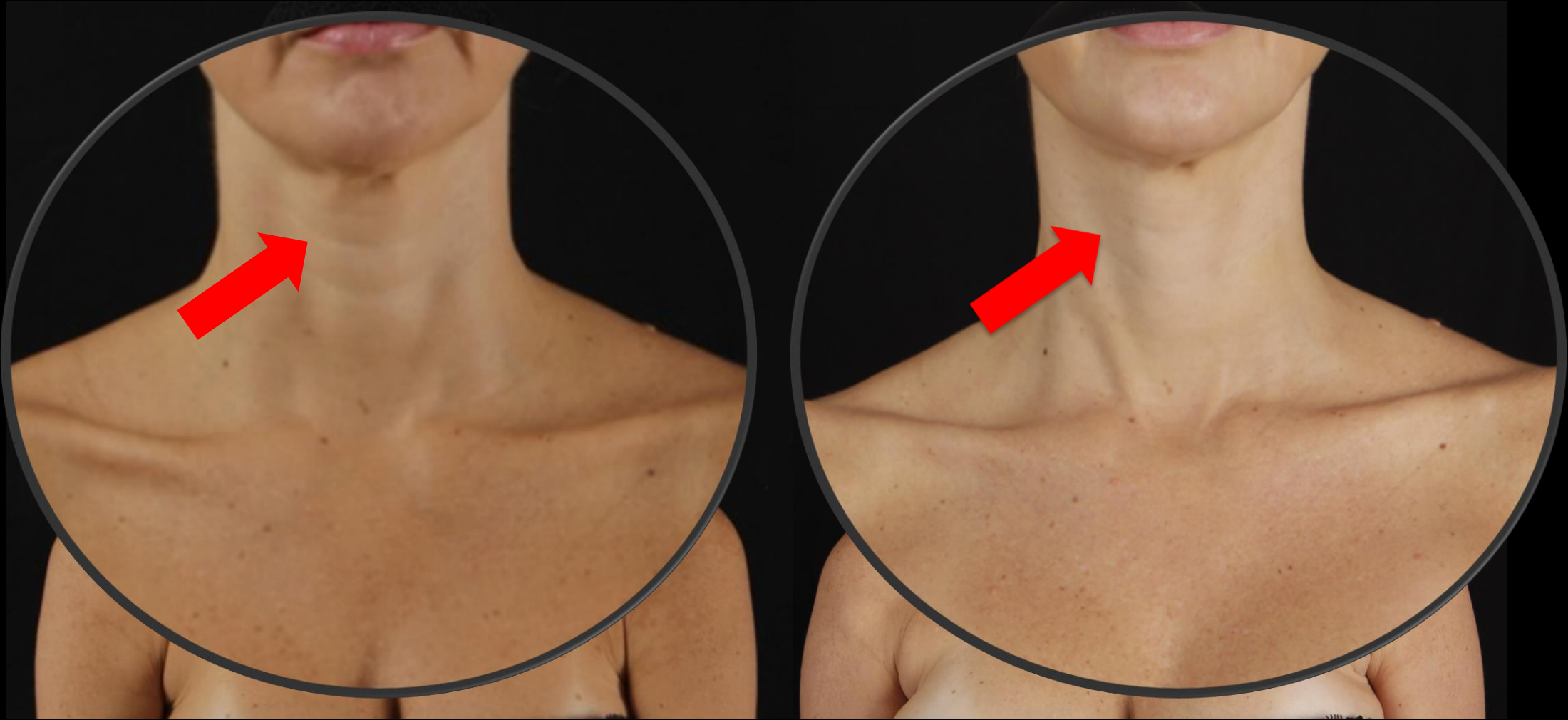


Courtesy by Dr Walter Loureiro

GALDERMA

30 days after only one vial

GAIN



1 vial of Sculptra / session – 2 sessions – 60 days after
GALDERMA

GAIN



1 vial of Sculptra / session – 2 sessions – 60 days after
GALDERMA


13:49

Create story

Dr Carmi - Aesthetics Cl... Angelica Parra Orit Avi

Lilian Minasian is at ד"ר - אסתטיקה רפואית - ליליאן מינסיאן. 19h · Haifa ·

טיפול ב-SCULPTRA - אשר נותן פתרון נהדר להצרת הצוואר, על ידי תכונתו המיוחדת: עידוד בניית קולגן. תוצאות לאחר טיפול אחד בלבד



BEFORE

AFTER DR LILIAN MINASIAN

Irina Afraimovich and 16 others 6 Comments

Like Comment Send

Home Watch Marketplace Profile Notifications Menu



Post-ZO, PreSculptra



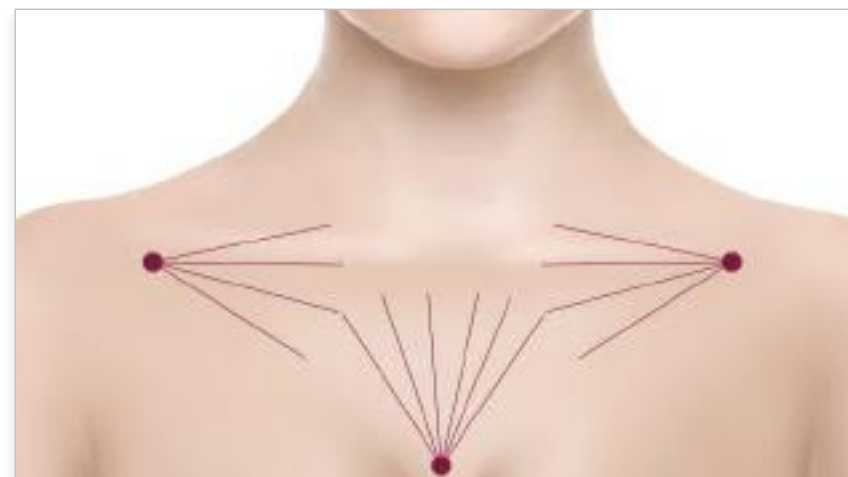
Post-ZO Post Sculptra



DECOLLETAGE



NEEDLE
RETROINJECTION



CANNULA
FAN TECHNIQUE

Volume:
0,05-0,1 ml/cm²

Haddad,A J Drugs Dermatol 2019

GAIN

GALDERMA





1 vial of Sculptra / session – 2 sessions – 60 days after

GAIN



 QuantifiCare

1 vial of Sculptra / session – 2 sessions – 60 days after
GALDERMA

HANDS



NEEDLE
RETROINJECTION



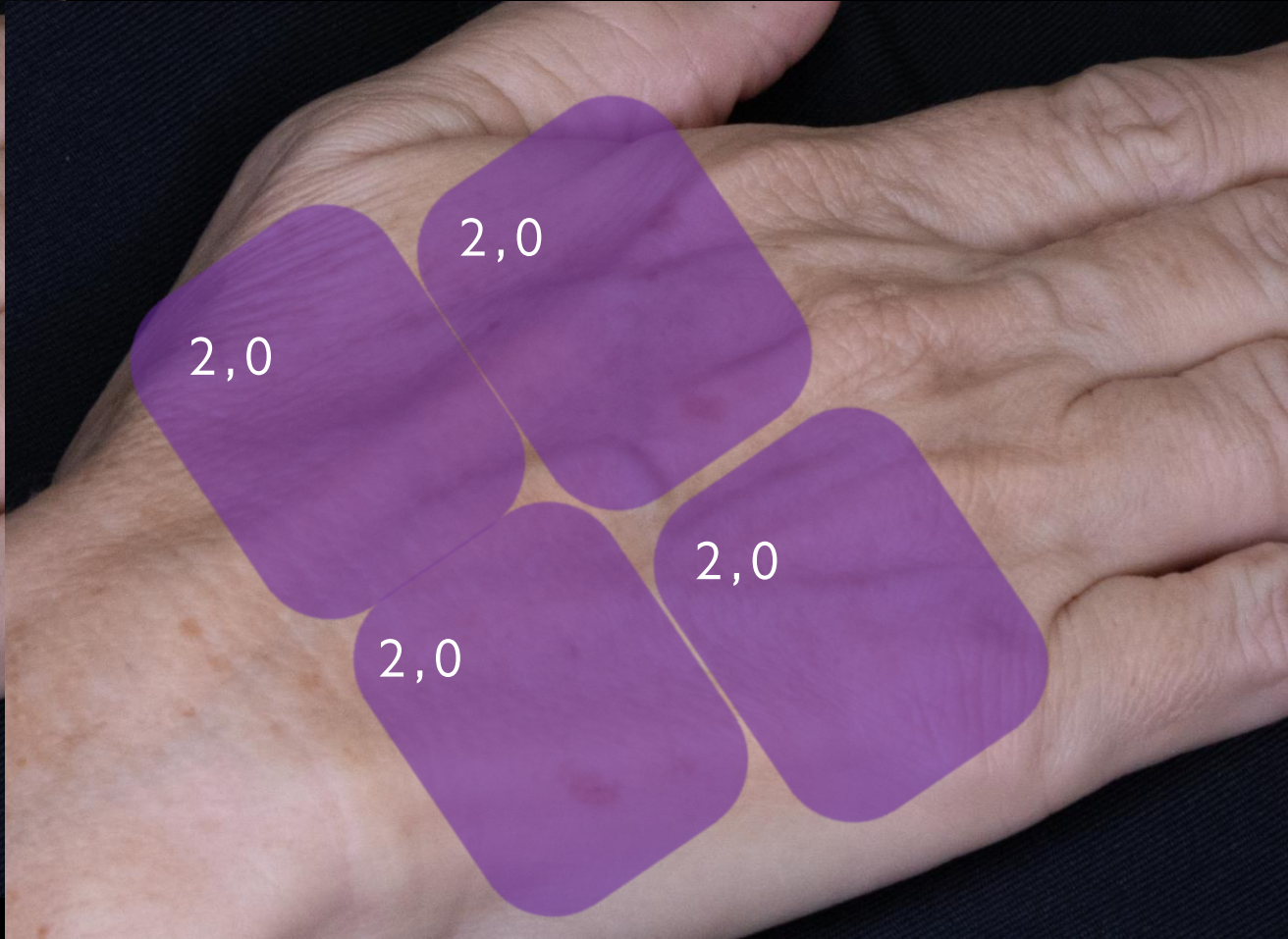
CANULA
FAN TECHNIQUE

GALDERMA

Volume:
0,05-0,1 ml/cm²

Haddad,A J Drugs Dermatol 2019

GAIN



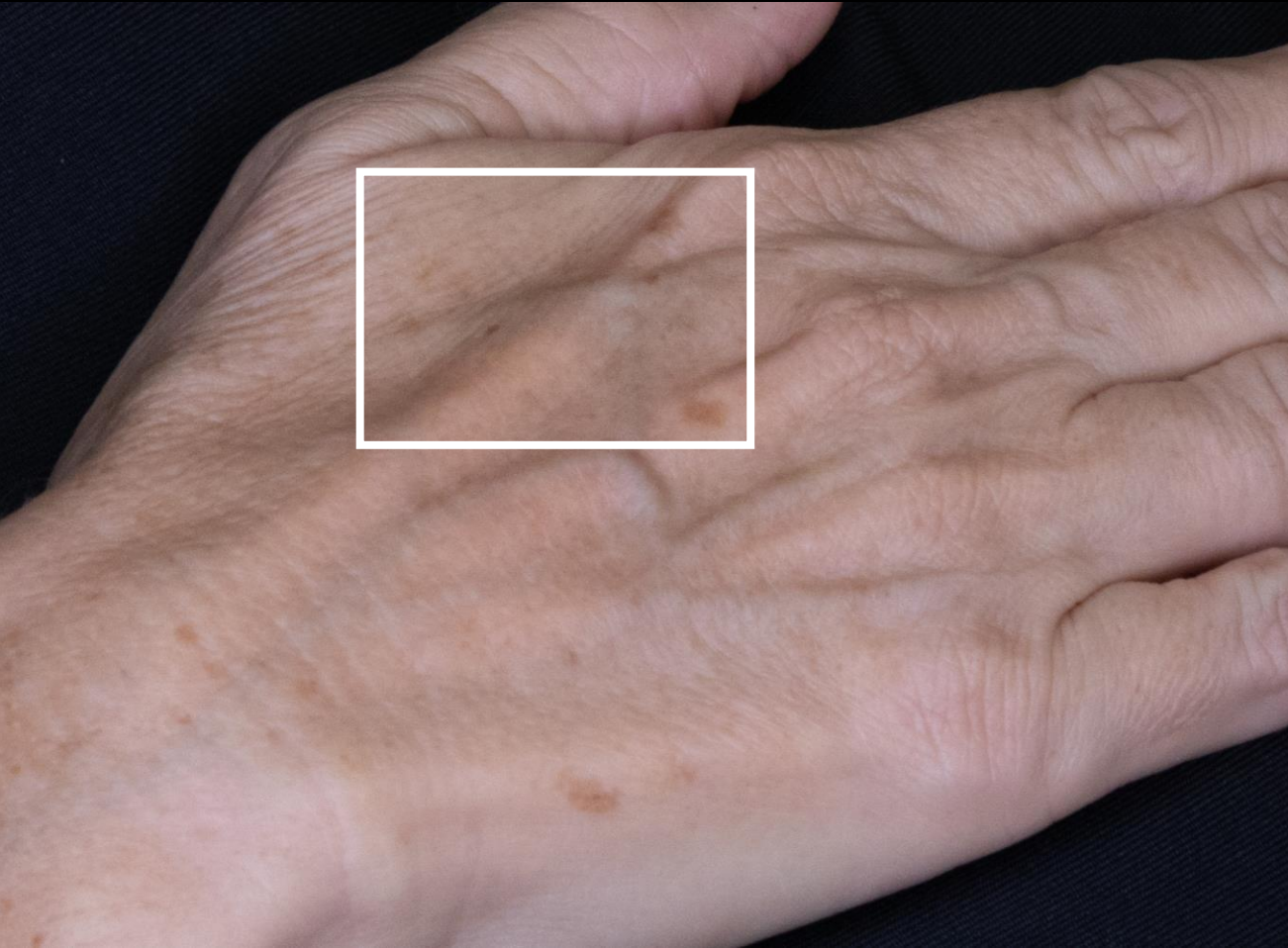
Courtesy by Dr Walter Loureiro

GALDERMA

1/2 Vial Sculptra (8ml/side)



GAIN

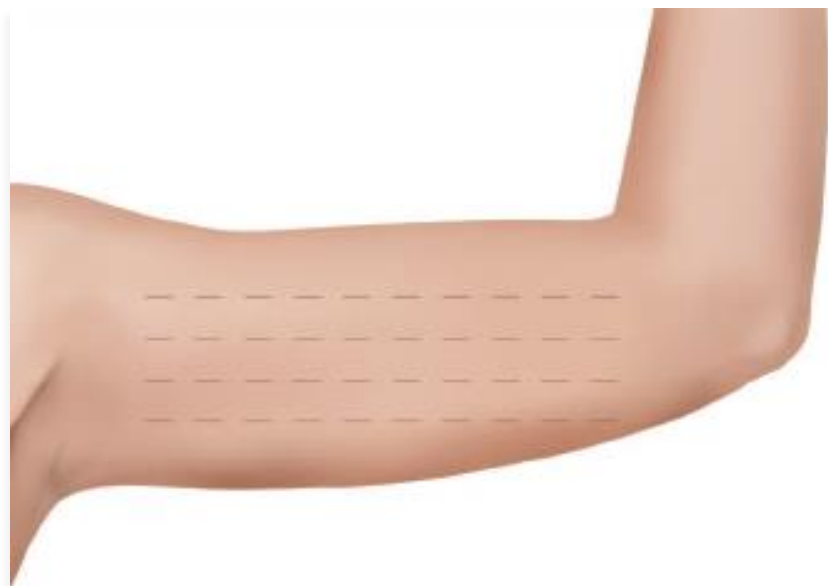


GAIN

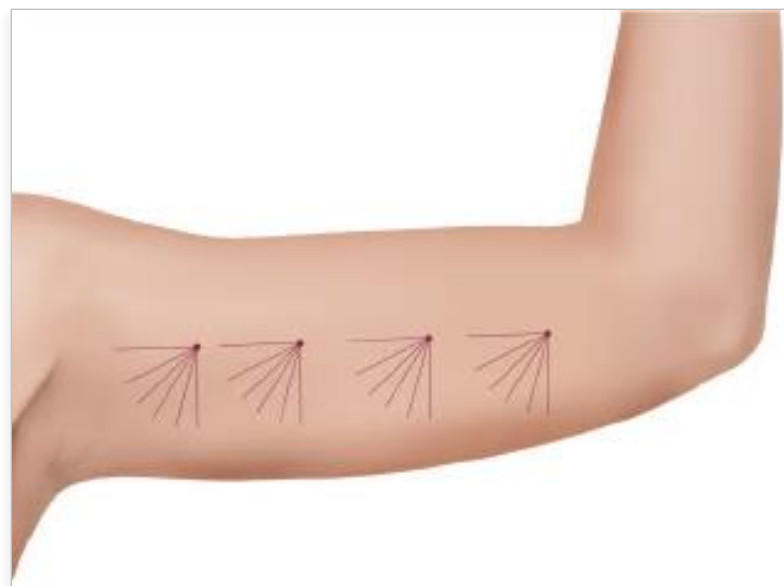


GALDERMA

ARMS



NEEDLE
RETROINJECTION



CANNULA
FAN TECHNIQUE

Volume:
0,05-0,1 ml/cm²

Haddad,A J Drugs Dermatol 2019

GAIN

GALDERMA



GAIN

GALDERMA



Arms

GAIN



Before



After

GALDERMA

Arms

GAIN



Before



After

GALDERMA

Arms

GAIN



Before



After

GALDERMA

Arms

GAIN



Before



After

GALDERMA

Arms

GAIN



Before



After

GALDERMA

Antes e depois



1 year after - 2 sessions - 1/4 bottle per arm per session

Surg Cosmet Dermatol 2012;4(2):182-5

BR-OTH-2100022 - Jan/2020 - Material destinado exclusivamente à classe médica. Proibida a reprodução.

Antes e depois



*30 days after 3 sessions
1 bottle per arm*

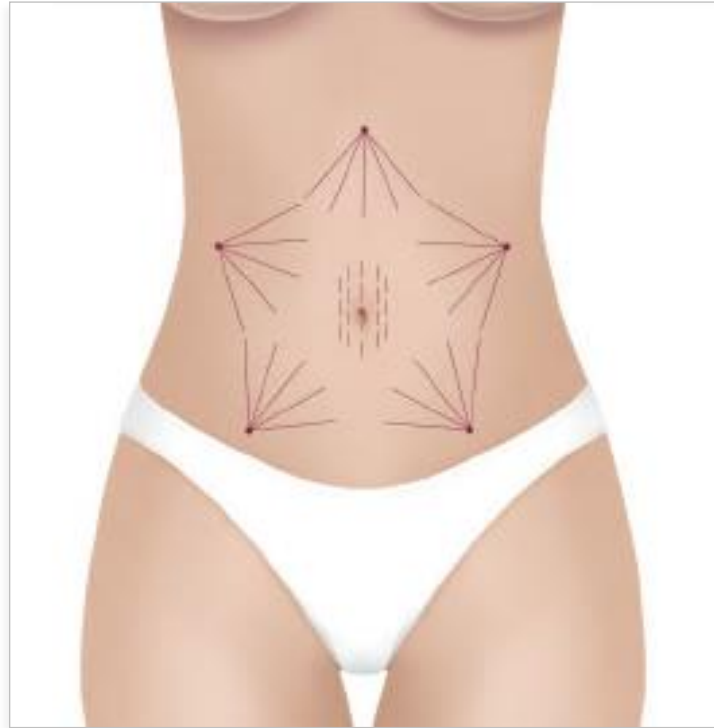
Fotos: Dr Daniel Coimbra



ABDOMEN



NEEDLE
RETROINJECTION



CANNULA
FAN TECHNIQUE

Volume:
0,05-0,1 ml/cm²

Haddad,A J Drugs Dermatol 2019

GAIN

GALDERMA



Abdomen

GAIN



Before



After

GALDERMA

Abdomen

GAIN



Before



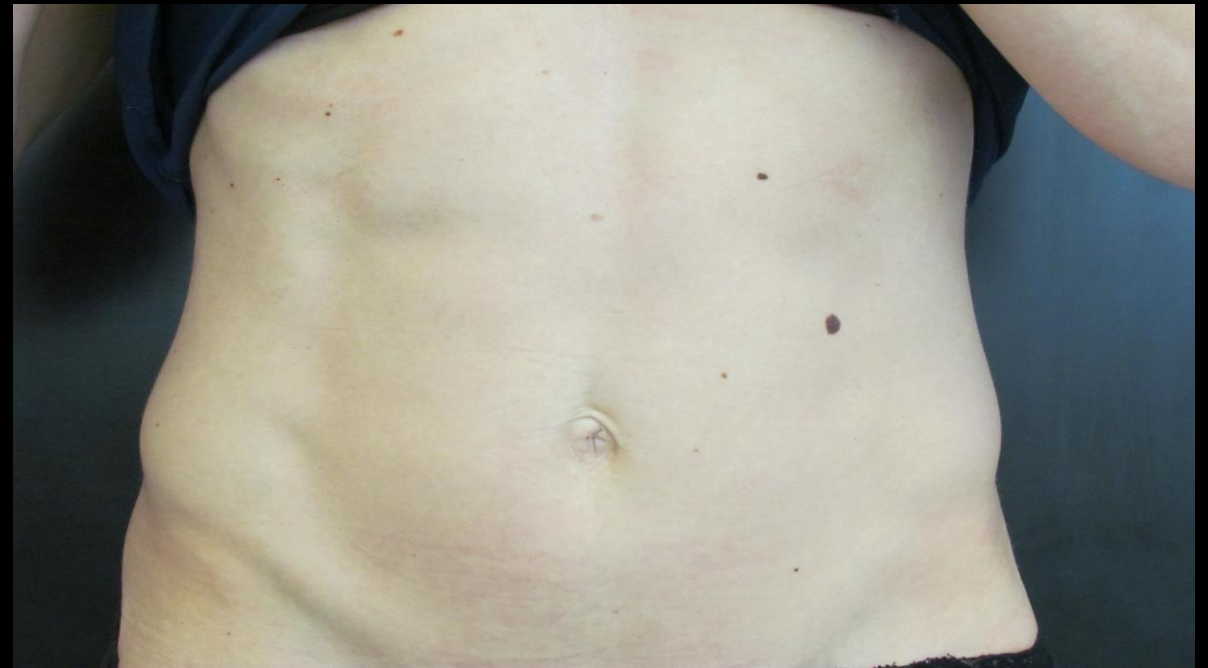
After

Abdomen

GAIN



Before



After

GALDERMA

Abdomen

GAIN

Seated



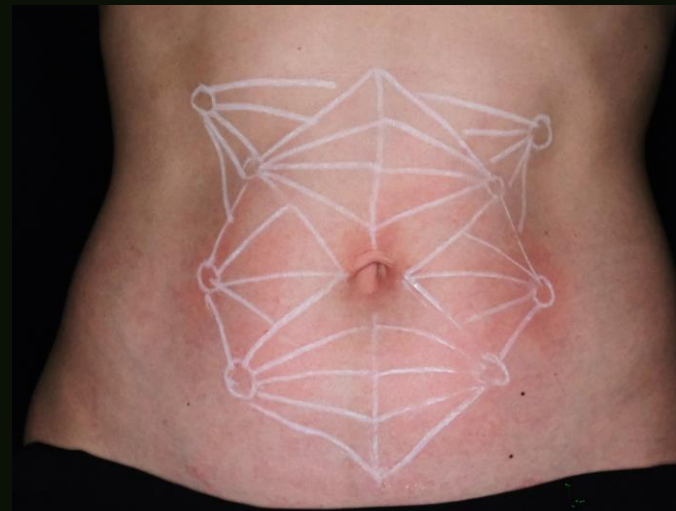
Before



After

GALDERMA

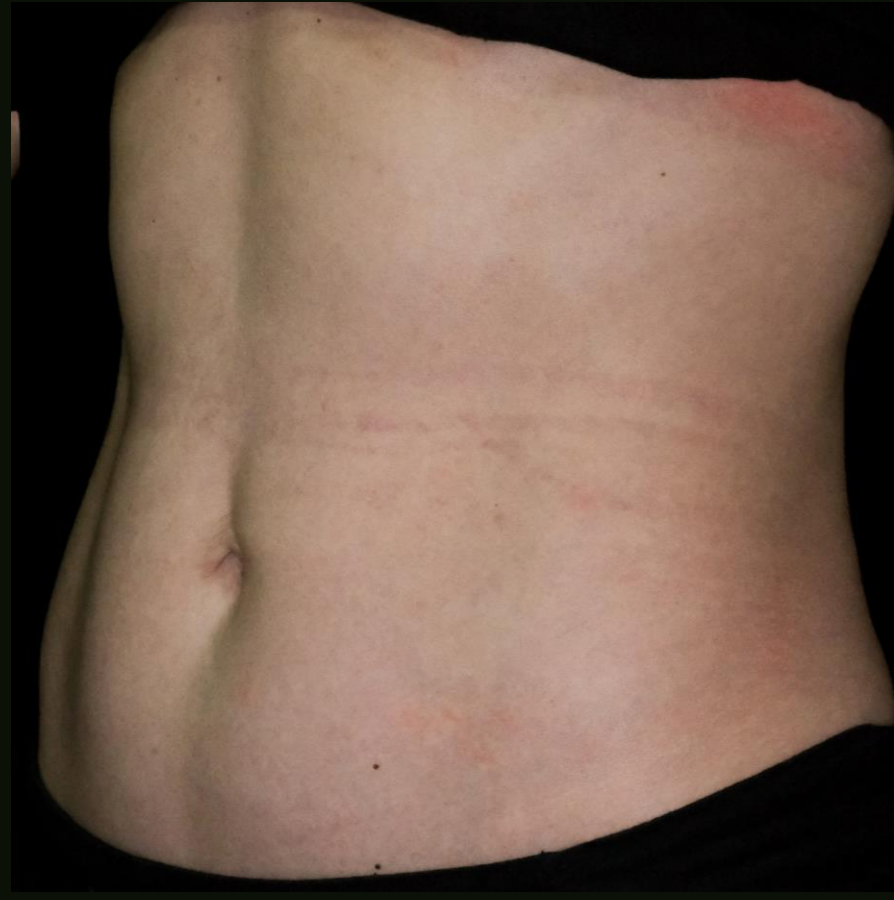
Antes e depois



1 BOTTLE (16 ml), 1 SESSION, AFTER 3 MONTHS (-5 kg)

Marking

Antes e depois



1 BOTTLE (16 ml), 1 SESSION, AFTER 3 MONTHS

MARKING



MARKING

Casos cedidos por Dr. Fabiano Magacho

GAIN



3 vials (Only 1 session) – 60 days after

GALDERMA



GAIN

GALDERMA

THIGHS

GAIN

ANTERIOR & POSTERIOR



NEEDLE
RETROINJECTION



CANNULA
FAN TECHNIQUE

Volume:
0,05-0,1 ml/cm²

Haddad,A J Drugs Dermatol 2019

GALDERMA

GAIN

GALDERMA



GAIN



GALDERMA

GAIN

GALDERMA



GAIN

GALDERMA



Knees

GAIN



Before

After

GALDERMA

Antes e depois



*60 days after 3 sessions
1 bottle/side*

Antes e depois



VR DERMATOLOGIA E
CIRURGIA PLÁSTICA

2 sessions 2 vials/session

Antes e depois



0.5 BOTTLE (16 ml/vial), 1 SESSION, AFTER 4 MONTHS

MARCAÇÃO

Antes e depois



0.5 BOTTLE (16 ml/vial), 1 SESSION, AFTER 4 MONTHS

MARCAÇÃO

Casos cedidos por Dr. Fabiano Magacho

Body Sculptra Consensus

- ✓ 2-3 sessions (area, degree of loss, aging)
- ✓ Massage an integral part of the treatment
- ✓ 4-6 weeks between sessions
- ✓ Association with other technologies for sagging
- ✓ gradual response

TABLE 1.

General Recommendations for Use of PLLA (Sculptra®) in Nonfacial Areas

PLLA in off-face indications

Skin laxity, localized atrophy after liposuction, old stretch marks or cellulite associated with flaccidity

PLLA not recommended in the following areas

Breast, calves and genitals

Predictive positive factors for treatment

Younger than 60 Years old
Balanced diet
Body Mass Index up to 25
Non-smoker
Moderate and regular physical activity
Absence of localized fat in the area to be treated

Reconstitution/Dilution

Diluent Volume	8ml of sterile water for
Hydration time	injection (SWFI)
Final Injection Volume	24-72 hours
	16mL

Treatment plan

PLLA quantity	Approximately 1 vial per area
Number of sessions	equivalente to a A4 page
Interval	2-4 sessions 30-60 days
Maintenance	Every 12-18 months

Post-injection recommendations

Massage	If bruising occurs, avoid physical activity and sun exposure in the first 24h
---------	---

SCULPTRA®

POST APPLICATION CARE



Compress immediately if you notice bruising



Massage the treated area for 5 minutes



cold compresses



Instruct the patient to massage the treated area 5x/day for 5 days for 5 minutes




Avoid sun, especially if there are bruises

Buttocks



SCULPTRA®

Indication



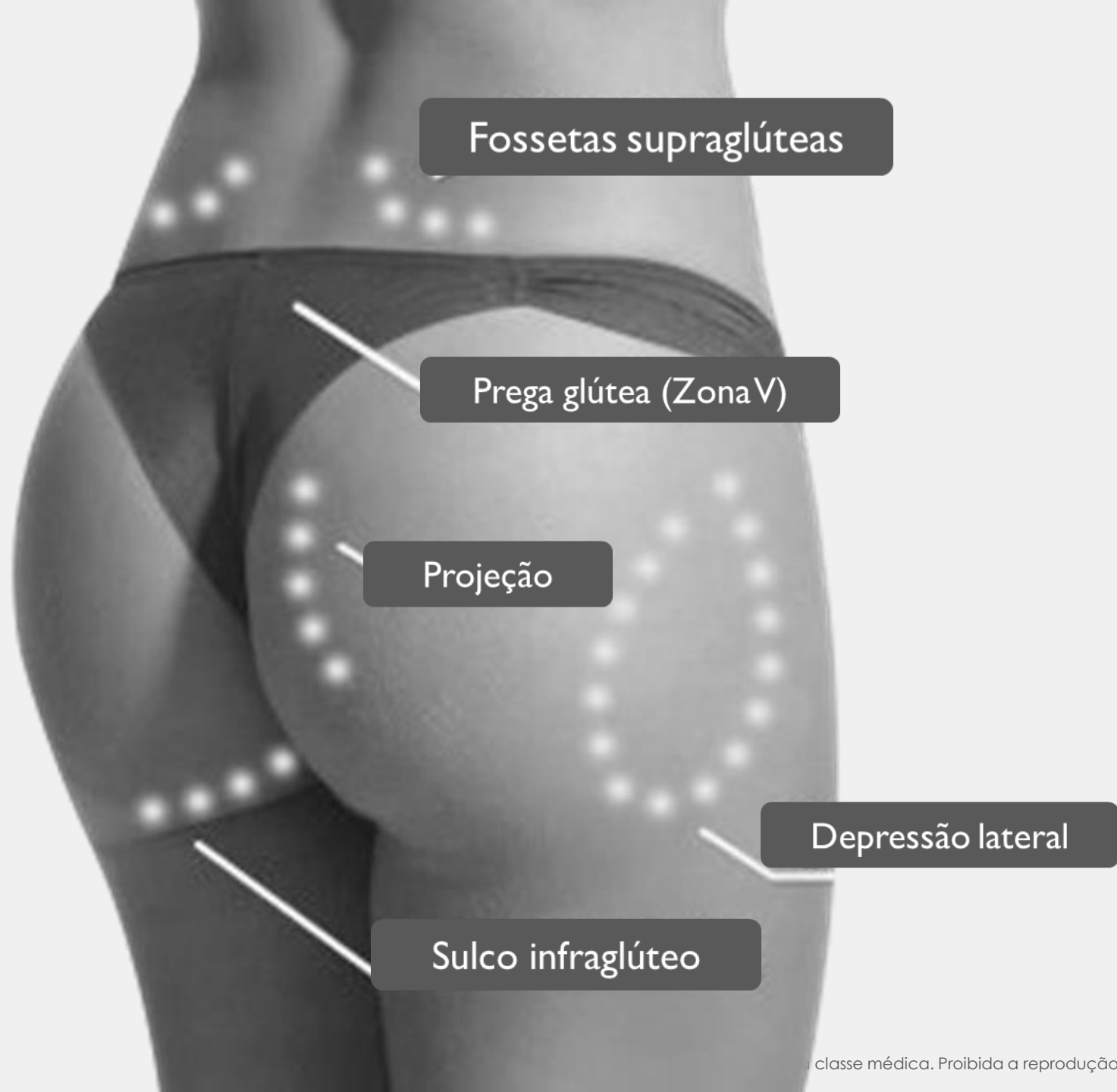
Glutes region

- ✓ Improvement of skin quality (sagging, cellulite, irregularities...)
- ✓ Lifting effect contour
- ✓ Greater projection and volume

SINAIS DE BELEZA

DA REGIÃO GLÚTEA

Cuenca-Guerra R, Lugo-Beltran I. *Clin Plast Surg.* 2006 Jul;33(3):321-32
Saisai Cao, Zhe Peng, Ye Bi, Yan Liu, et al. *Annals of Plastic Surgery* • Volume 00, Number 00, Month 2018





PILLARS ASSESSMENT

1- Degree of sagging/cellulite

2- adipose tissue

3- Muscles

4- infragluteal sulcus (ptosis))

5- Projection

1-Grau de flacidez (celulite associada ou não)



GRAU I:

Aspecto dentro da normalidade, ausência de flacidez



GRAU II:

Flacidez leve da pele



GRAU III:

Flacidez moderada da pele



GRAU IV:

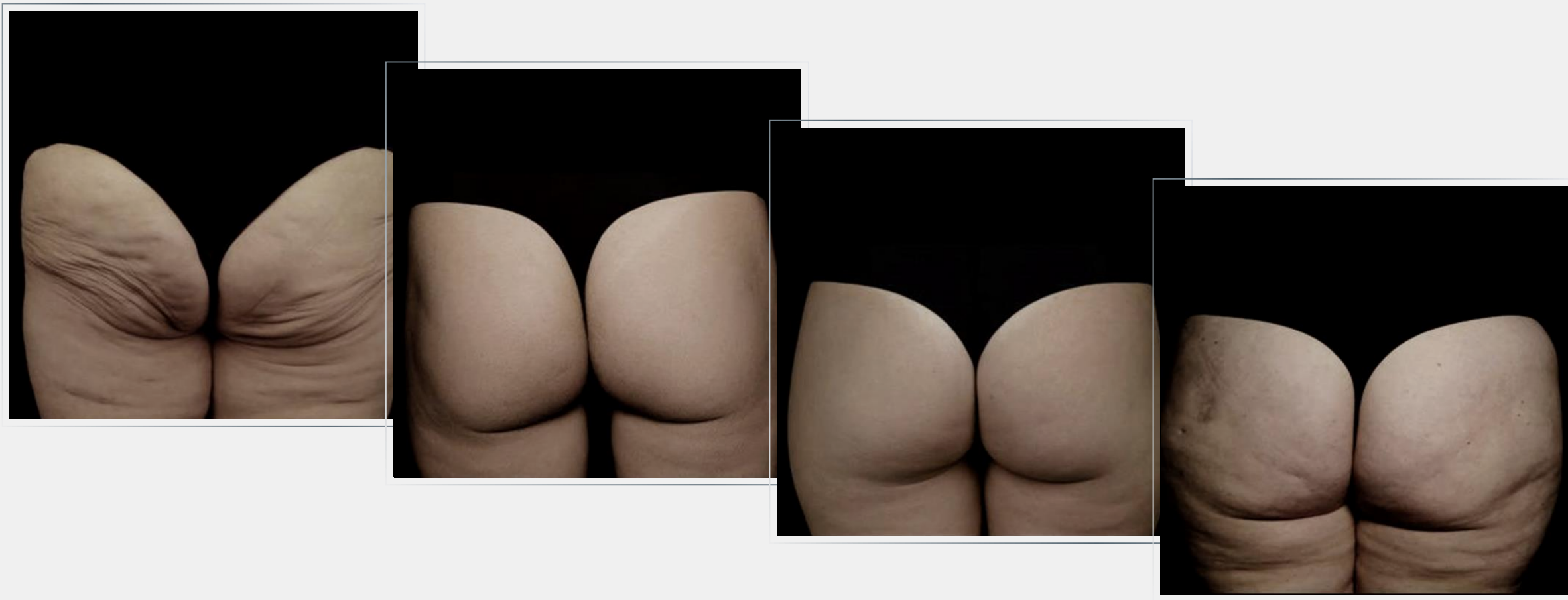
Flacidez grave da pele

Figura 3. Graus de Flacidez

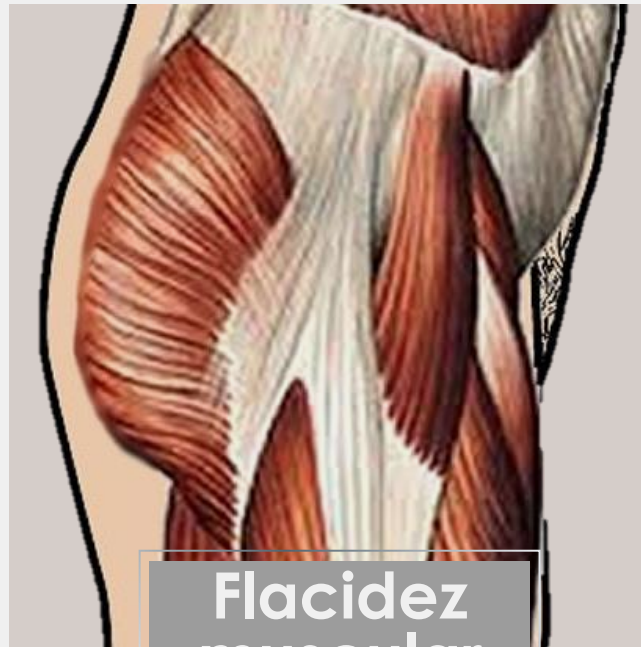
Celulite



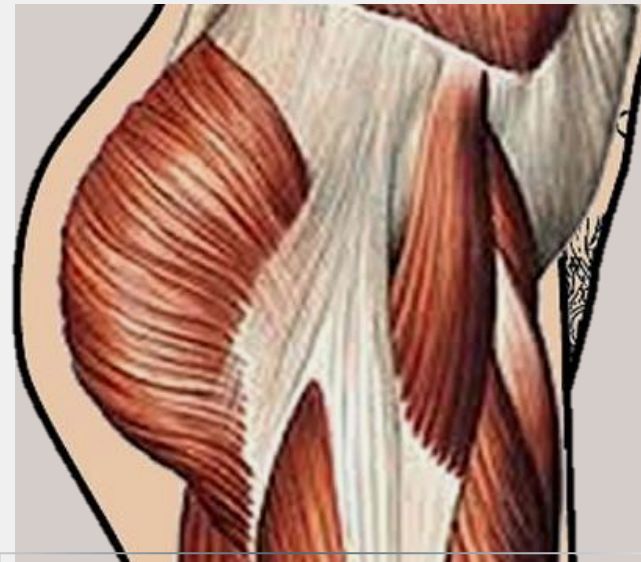
2- Adipose Tissue



3- Muscles



**Flacidez
muscular**

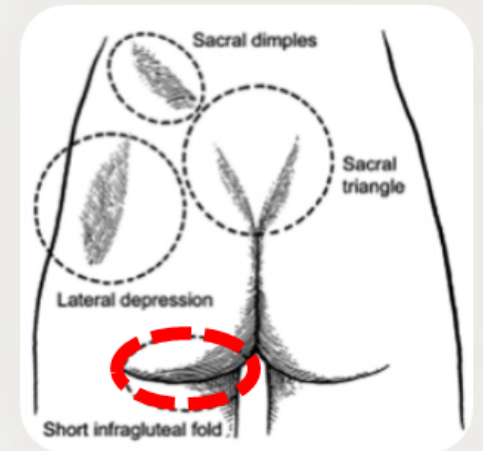
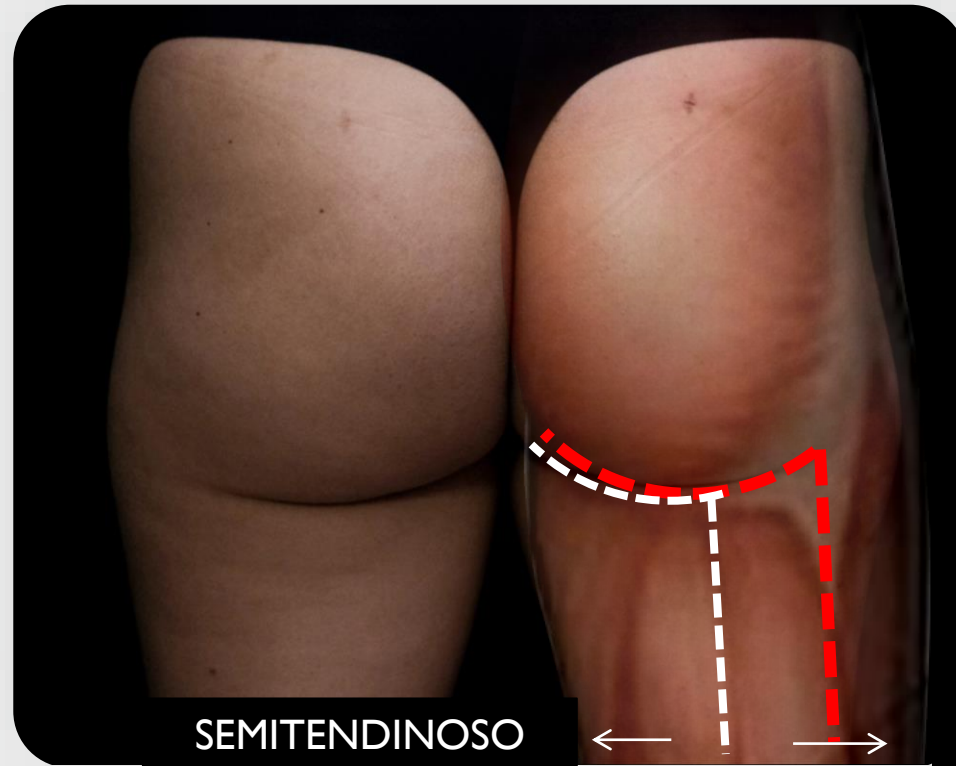


**Tônus muscular
satisfatório**

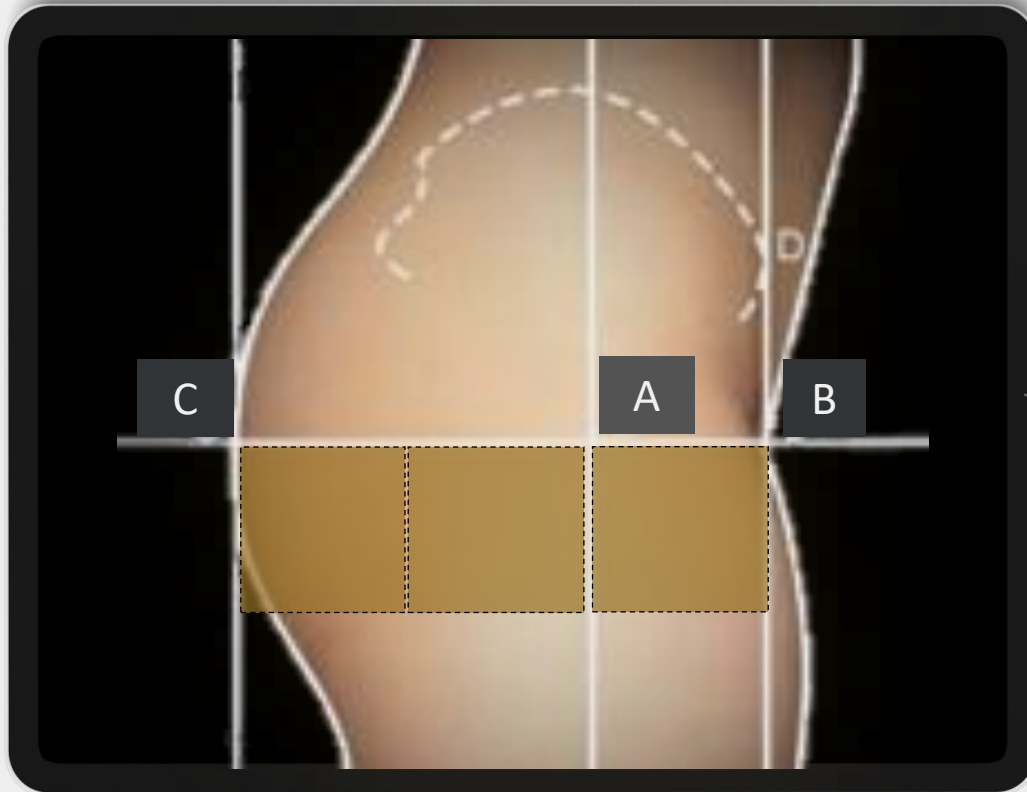


4- Sulcos infragluteus

..... Ideal
..... Real



5- Projection



A – trocanter maior

B – ponto de maior projeção do púbis

C – ponto de maior projeção do gluteo

PROPORÇÃO IDEAL

AC = 2AB

Mode of Action

The purpose of
treatment?

SKIN QUALITY

CONTOUR AND LIFTING

VOLUME AND PROJECTION



Marking areas

FRAME



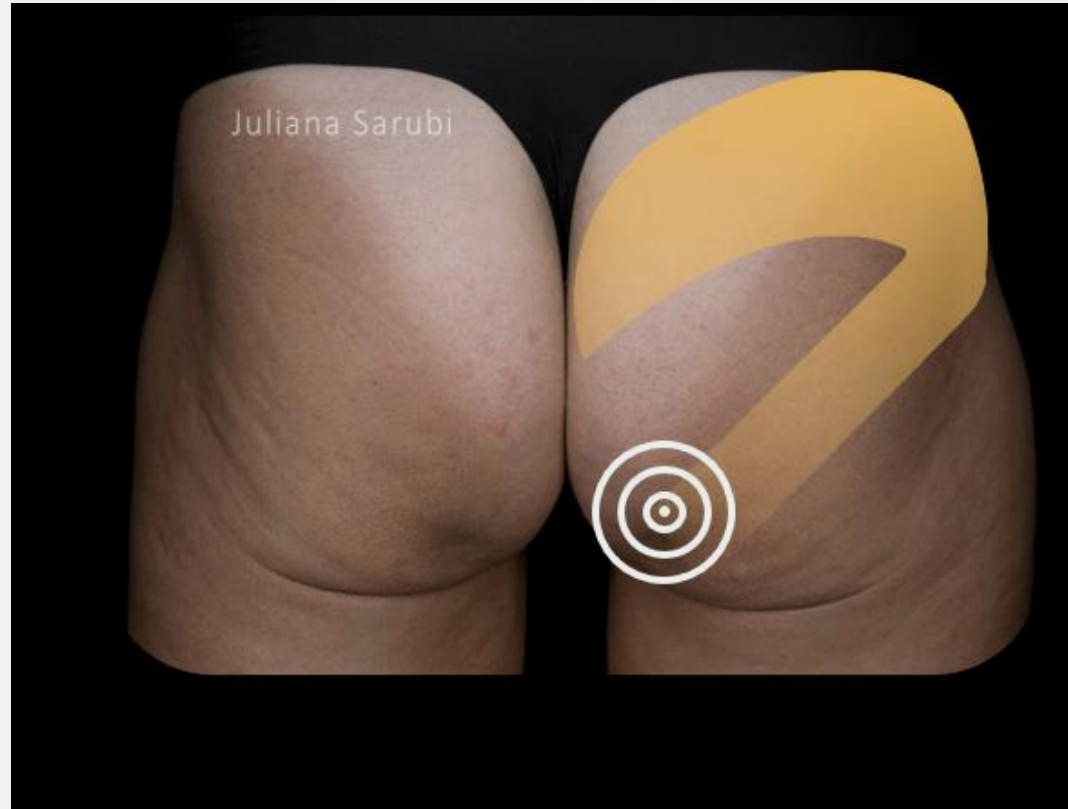
Always treated!!!

TARGET



*Varies according to
treatment objective*

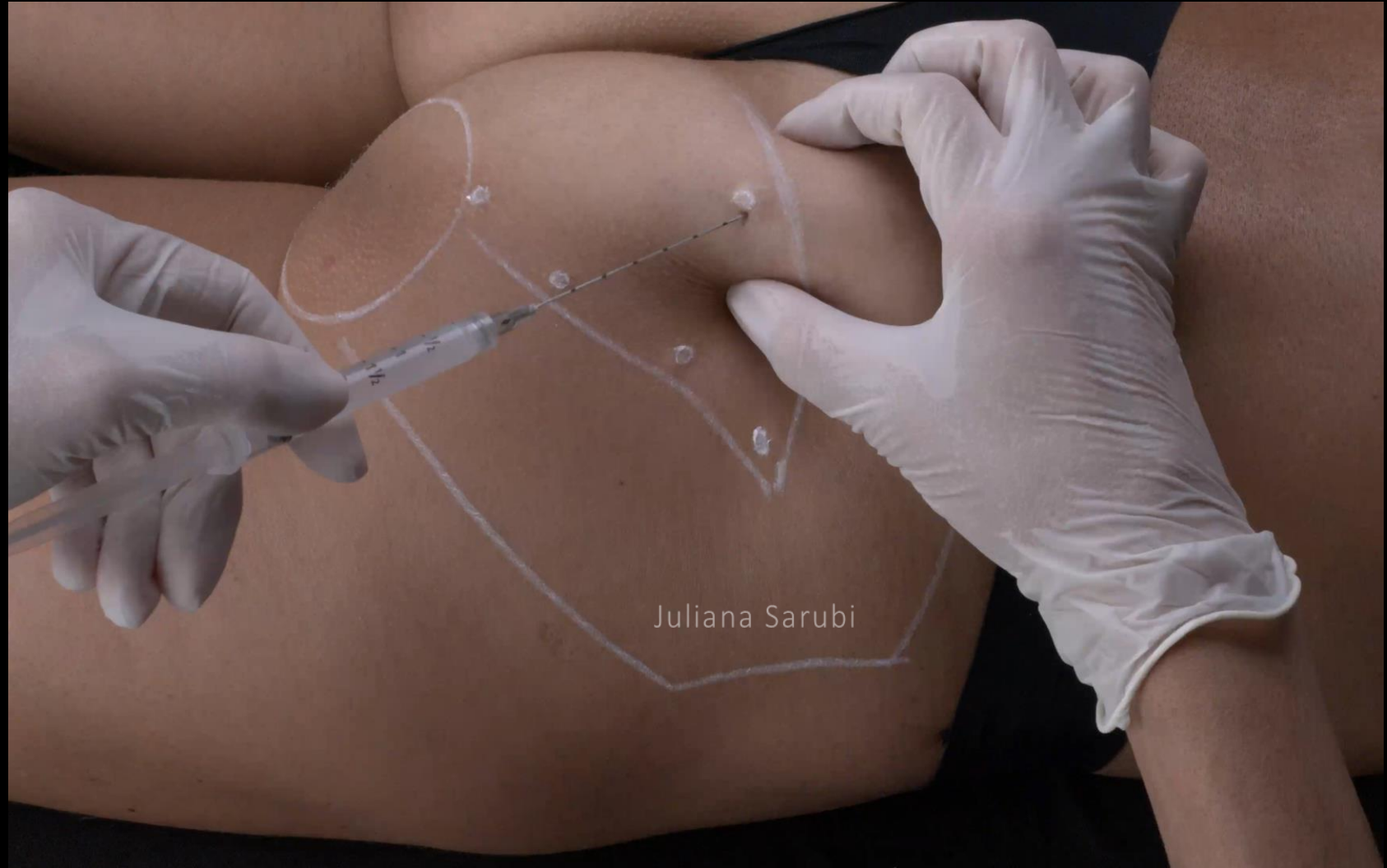
skin quality



Moldura 50%
Alvo 50%

Fotos cedida por Dra. Juliana Sarubi

APPLICATIONO MOLDURA



anesthetic button

Cannula 22Gx7cm

Superficial subcutaneous

fan back injection

0.3ml per retroinjection

TARGET APPLICATION

*Superficial subcutaneous
fan back injection
0.3ml per retroinjection*



Juliana Sarubi

Reconstituição Sculptra 16ml

POST PROCEDURE CARE MASSAGE

Degerminant chlorhexidine

Immediate post

Home care:

Massage 2x/day for 7 dias





Treatment proposal

- ✓ 2 bottles per session
- ✓ 2- 3 sessions
- ✓ 30-60 days apart

Before and after



*Sculptra 4 bottles
2 bottles per side
45 days later*

Contouring and Lifting



VOLUME DISTRIBUIÇÃO

60% Moldura

40% Alvo

Fotos cedida por Dra. Juliana Sarubi

Antes e depois

Juliana Sarubi

Juliana Sarubi

Sculptra 2 sessões – 4 frascos por sessão

2 frascos por lado

Após 3 meses



Antes e depois



*2 sessões
4 frascos por sessão
45 dias intervalo*

Volume e Projeção



Moldura 40%
Alvo 60%

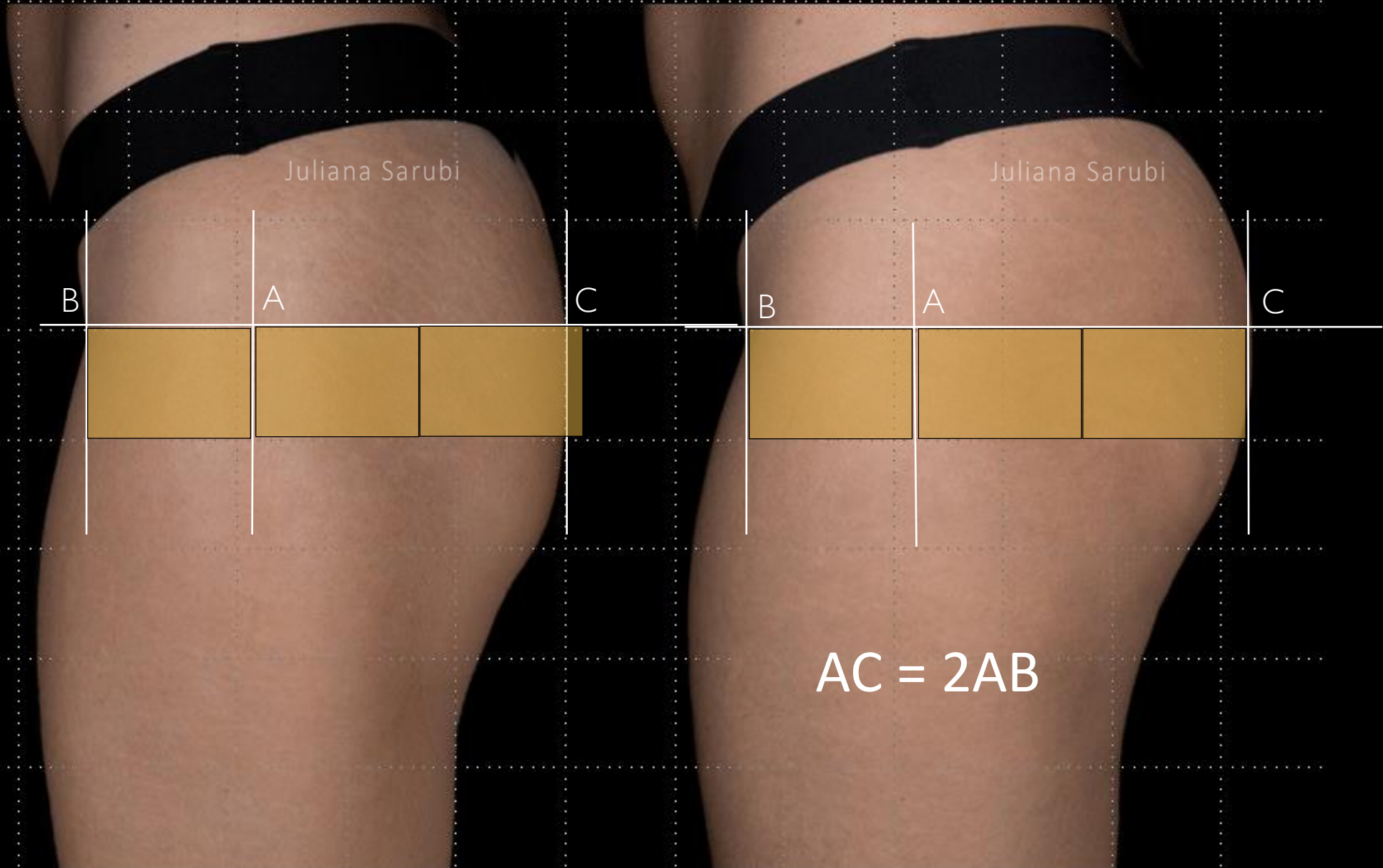
Antes e depois



PROTOCOLLO

*2 sessions - 4 vials/session
45 days interval
Total: 8 Sculptra bottles
after 3 months*

Antes e depois



Antes e depois



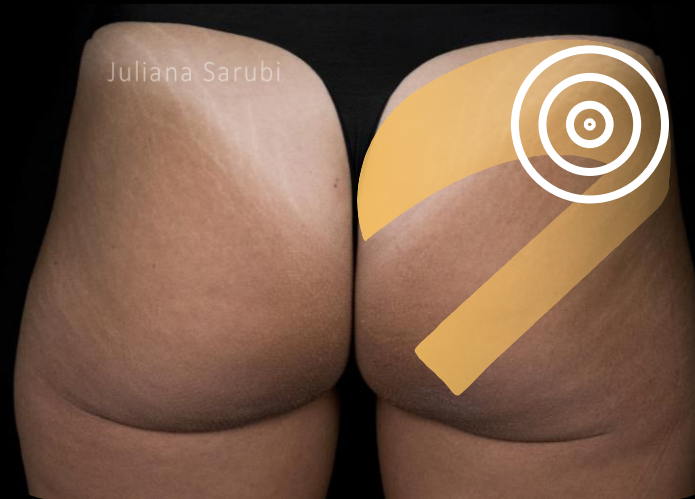
GLUTEUS APPLICATION TECHNIQUES

Quality of skin



frame 50%
Target 50%

Couture & Lifting



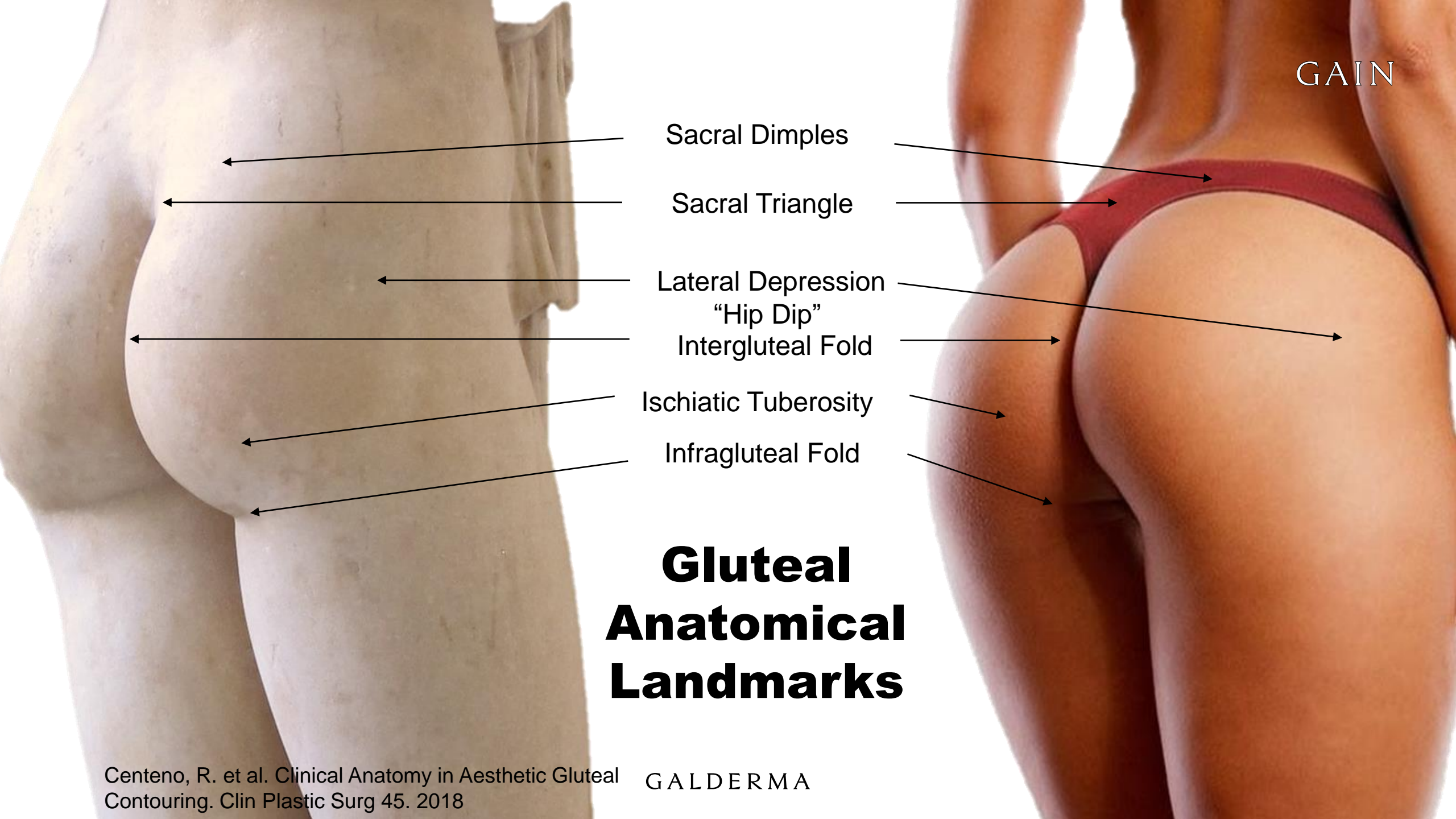
frame 60%
Target 40%

Volume & projection



frame 40%
Target 60%

GAIN



Sacral Dimples

Sacral Triangle

Lateral Depression
"Hip Dip"

Intergluteal Fold

Ischiatic Tuberosity

Infragluteal Fold

Gluteal Anatomical Landmarks



SHAPE

GAIN

VOLUME LOSS

LAXITY

INFRAGLUTEAL FOLD

PROJECTION

CONTOUR

SKIN INTEGRITY

CELLULITIS

GAIN

SHAPE

GALDERMA

SHAPE

GAIN




“Heart” (“A”)

“V”


“Round”

“Square”





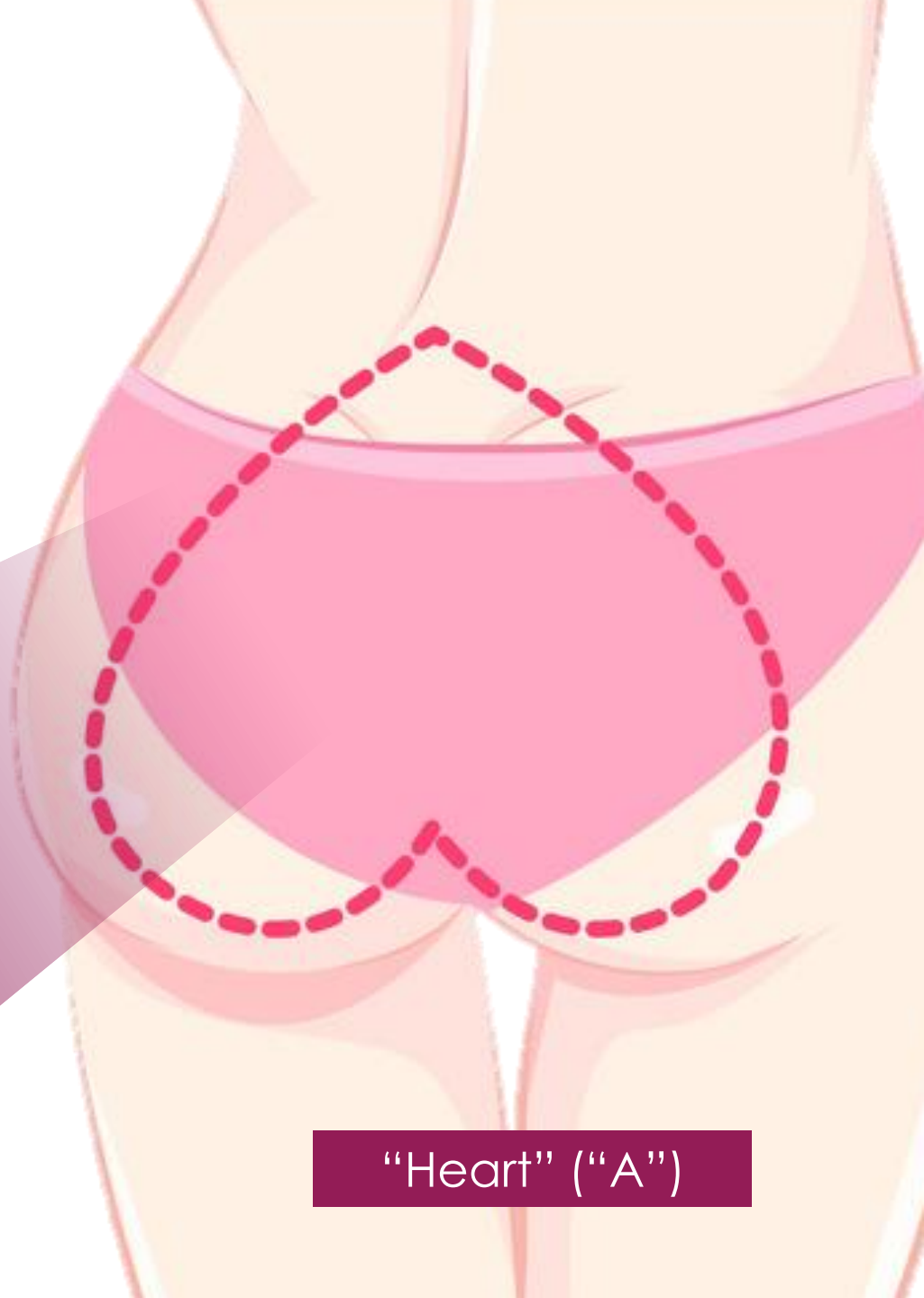
GALDERMA



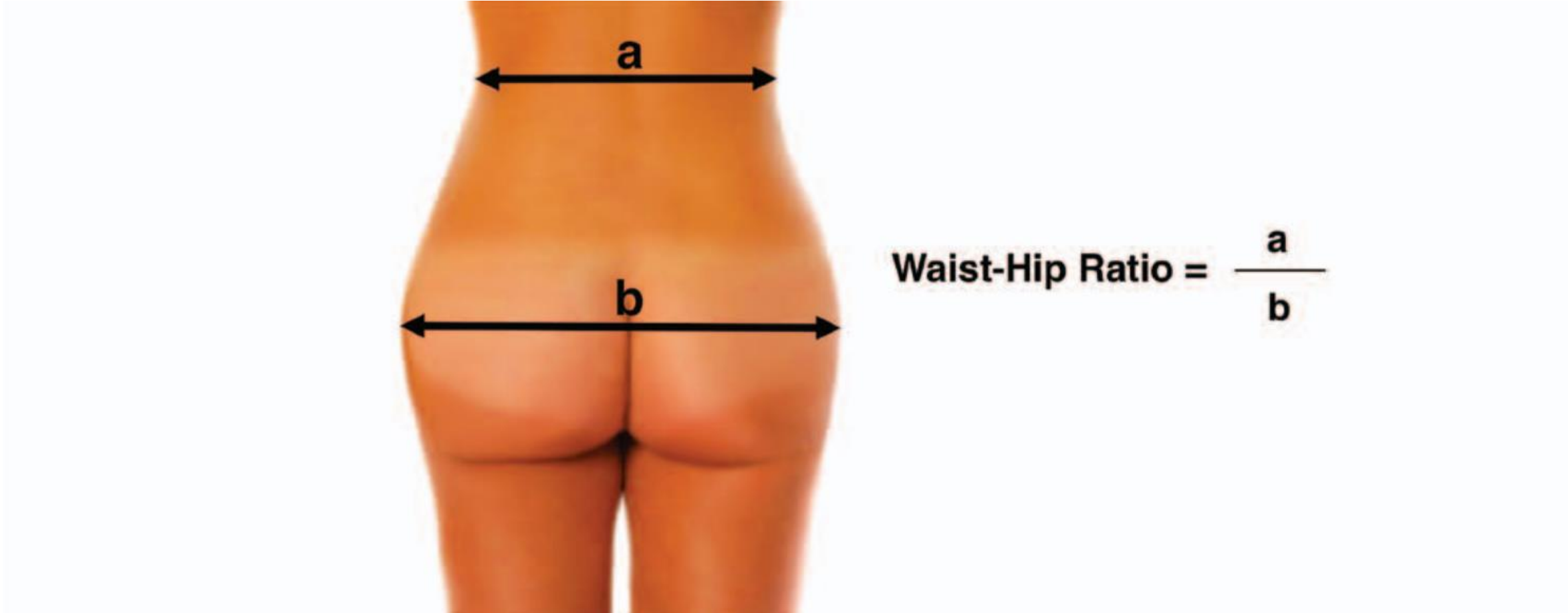
GAIN

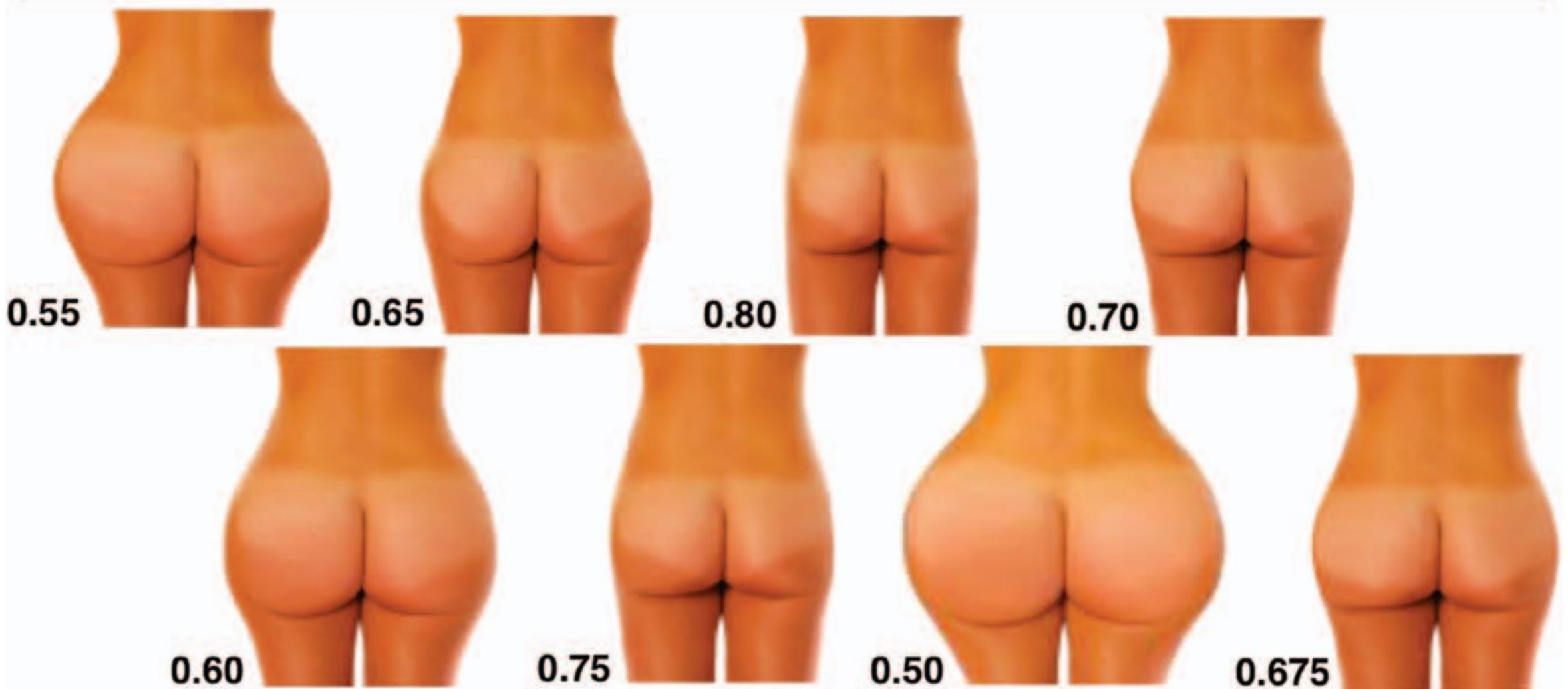
SHAPE

- ① The most **beautiful and attractive**
- ② **Upside down heart** shape
- ③ Narrow Waist and Wide Hip - **ideal pattern of waist-hip ratio**



“Heart” (“A”)






GAIN



0,7

GAIN



DU



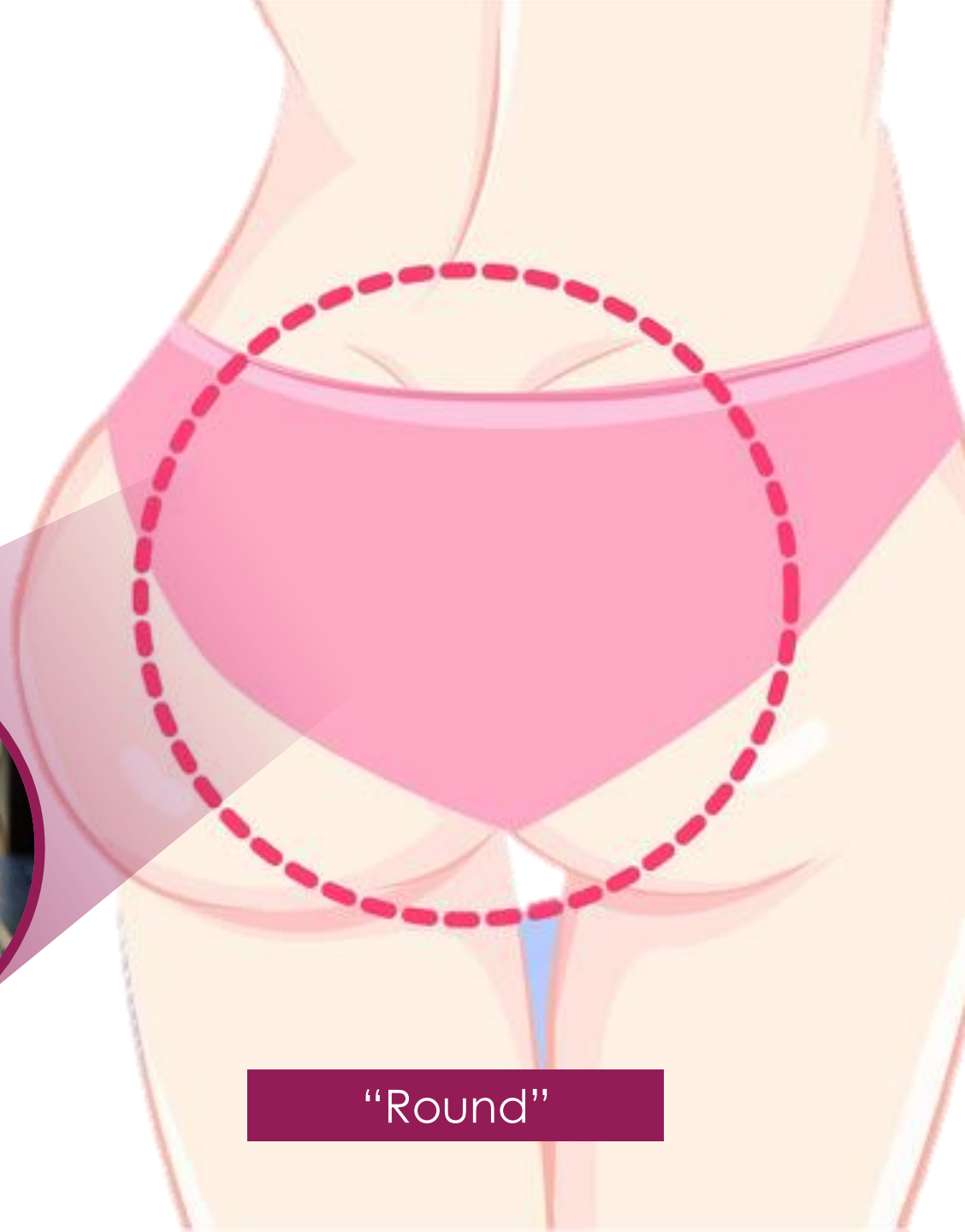
0,7



Wong et al. Redefining the Ideal Buttocks: A Population Analysis.
PRS 137 (6) 2016

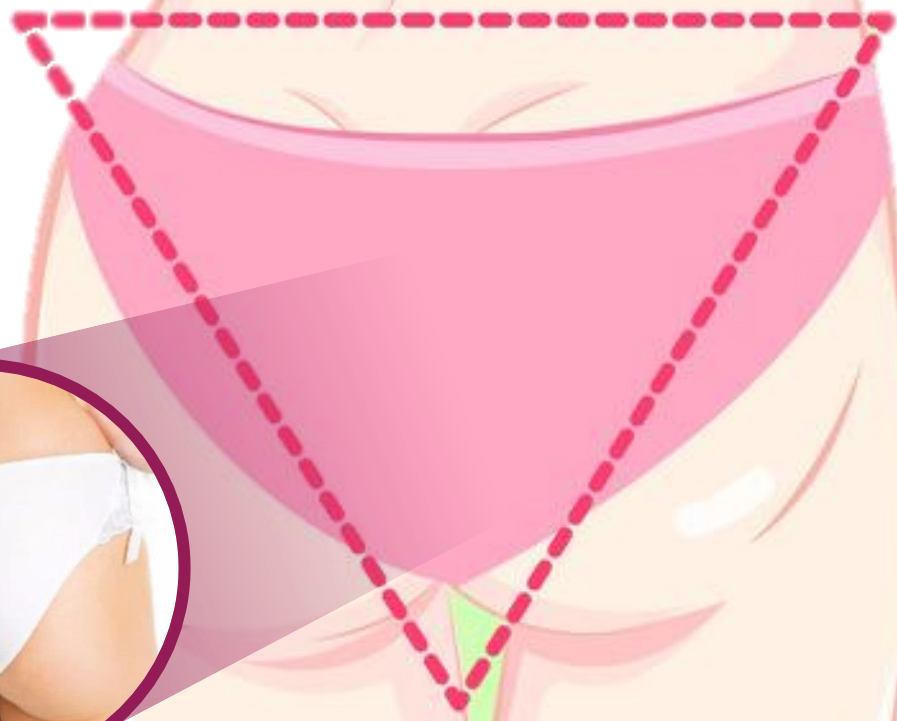
SHAPE

- ① Also **attractive** and with good **symmetry**
- ② Second most **desired**
- ③ More fat accumulated **above the gluteal muscle.**



"Round"

SHAPE



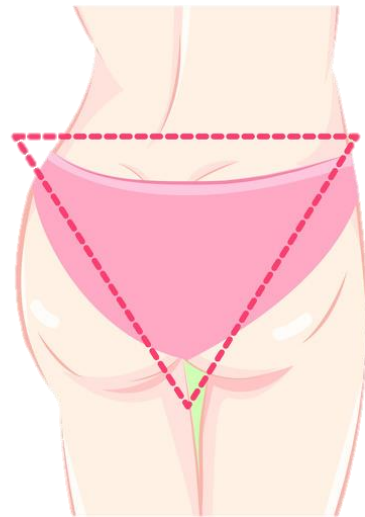
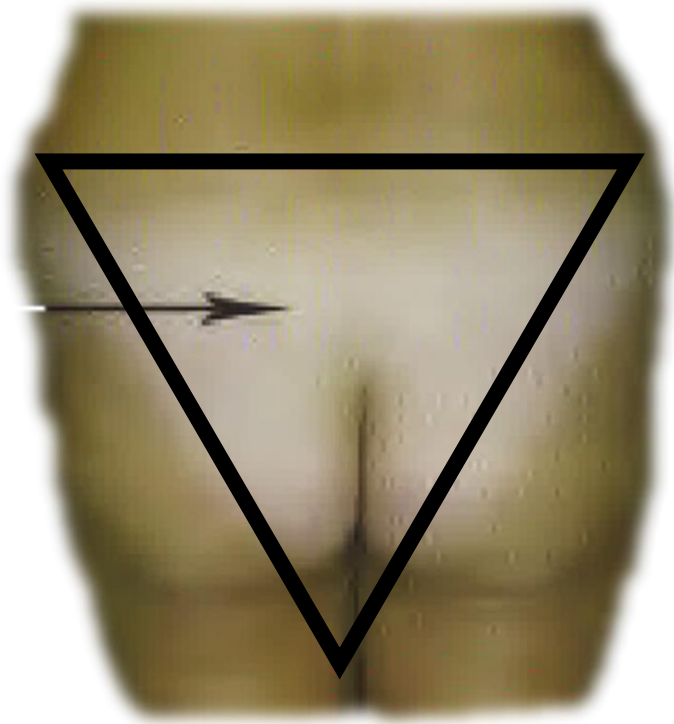
“V”



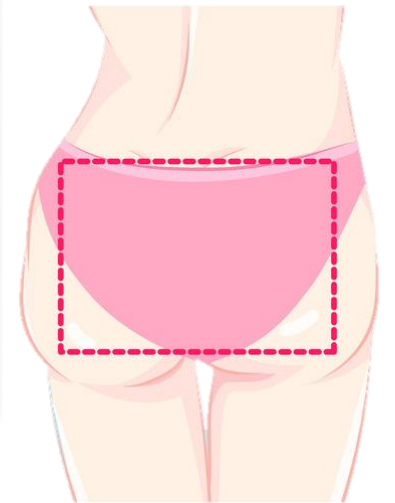
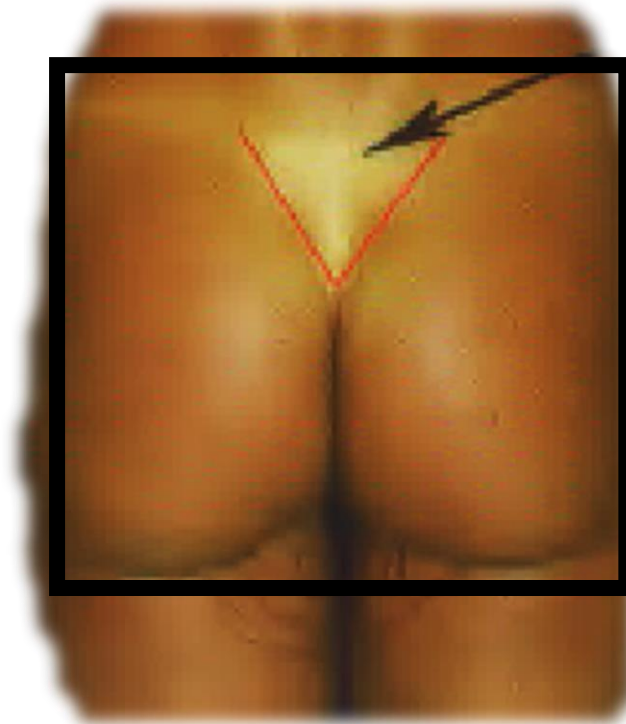
“Square”

SHAPE

GAIN



“V”



“Square”


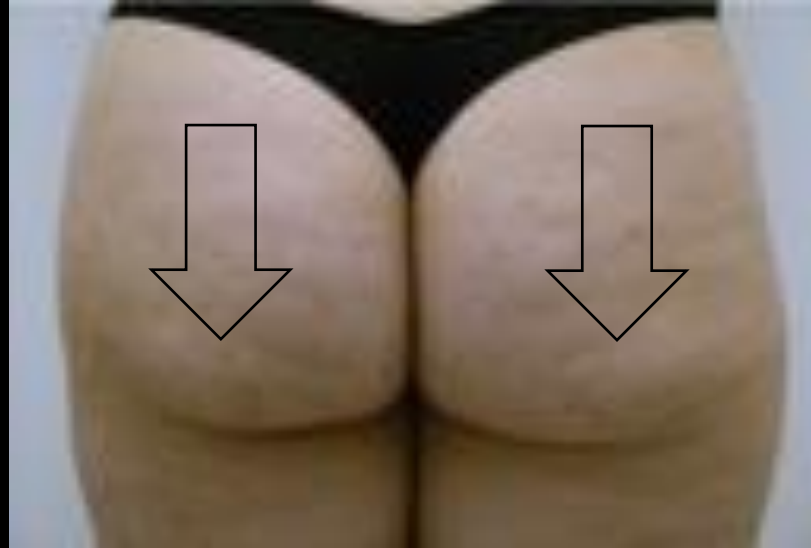
VOLUME



GALDERMA

VOLUME

GAIN

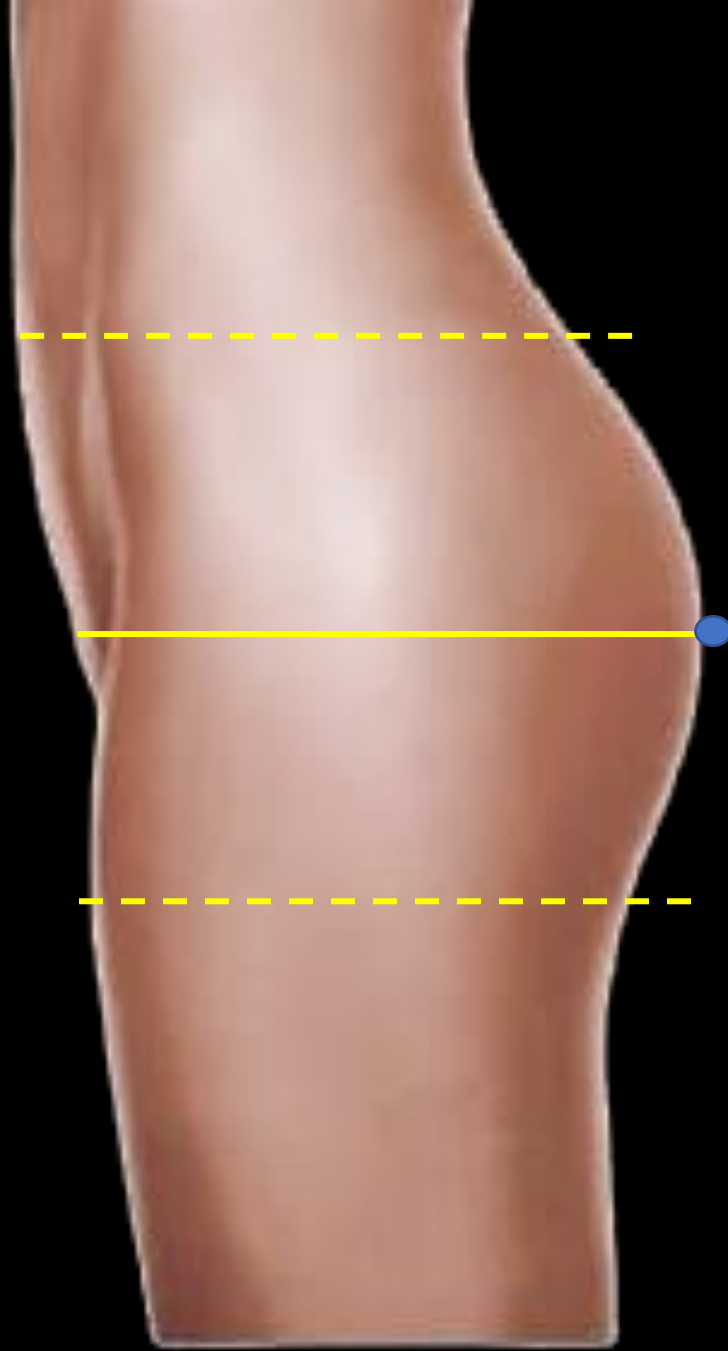


GALDERMA

Buttocks Skin Laxity Severity Scale Doris Hexsel et al.

VOLUME

GAIN



50%

50%

Perfect
Volume Distribution

GALDERMA

GAIN



LAXITY

GALDERMA

GAIN



GALDERMA

A. BUTTOCKS PTOSIS



B. SKIN SCALLOPED APPEARANCE



C. INFRAGLUTEAL FOLD



D. LOCALIZED FAT ON THE LOWER THIRD OF THE BUTTOCKS



E. LINEAR DEPRESSED LESIONS



A. BUTTOCKS PTOSIS



B. SKIN SCALLOPED APPEARANCE



C. INFRAGLUTEAL FOLD



D. LOCALIZED FAT ON THE LOWER THIRD OF THE BUTTOCKS



E. LINEAR DEPRESSED LESIONS



A. BUTTOCKS PTOSIS

0 – Absent

1 – Mild

2 – Moderate

3 – Severe



A. BUTTOCKS PTOSIS

0 – Absent

1 – Mild

2 – Moderate

3 – Severe



Buttocks Skin Laxity Severity Scale
Doris Hexsel et al.

INFRAGLUTEAL FOLD

GALDERMA





GAIN

GALDERMA

INFRAGLUTEAL FOLD

GAIN

C. INFRAGLUTEAL FOLD

0 – Absent

1 – Mild

2 – Moderate

3 – Severe



C. INFRAGLUTEAL FOLD

0 – Absent

1 – Mild

2 – Moderate

3 – Severe



Buttocks Skin Laxity Severity Scale
Doris Hexsel et al.

GALDERMA

GAIN

PROJECTION

GALDERMA

GAIN

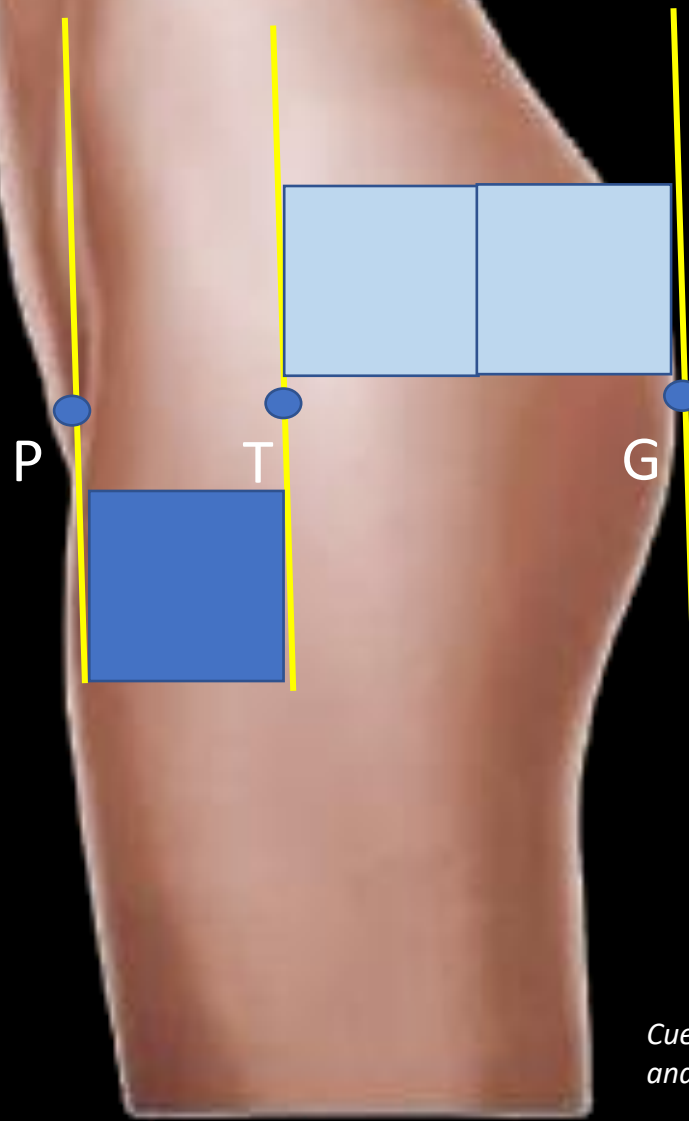
**How far up
should the butt
be?**

GALDERMA



PROJECTION

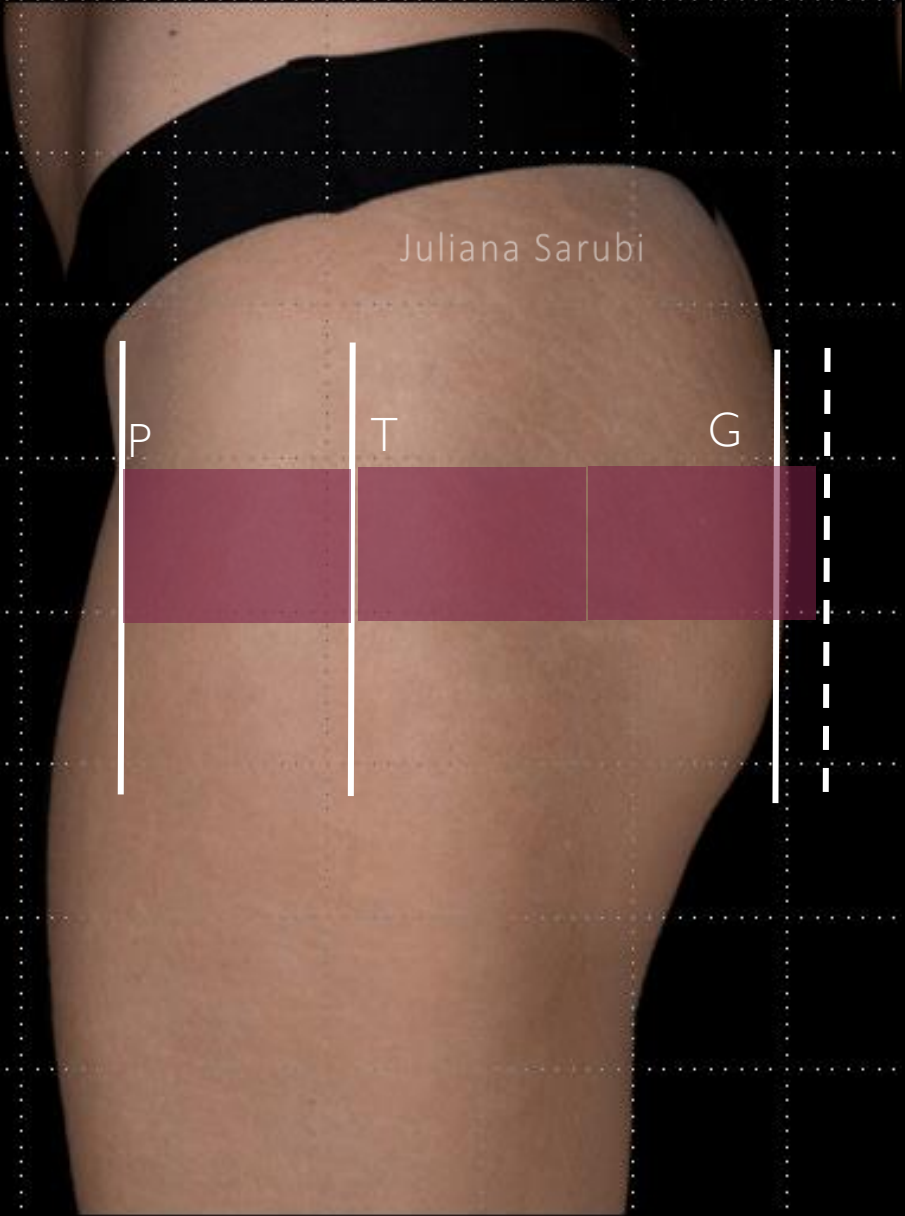
GAIN



GALDERMA

Cuenca-Guerra R Lugo-Betran I. Beautiful Buttocks: Characteristics and Surgical Techniques.CPS 33 2006

GAIN



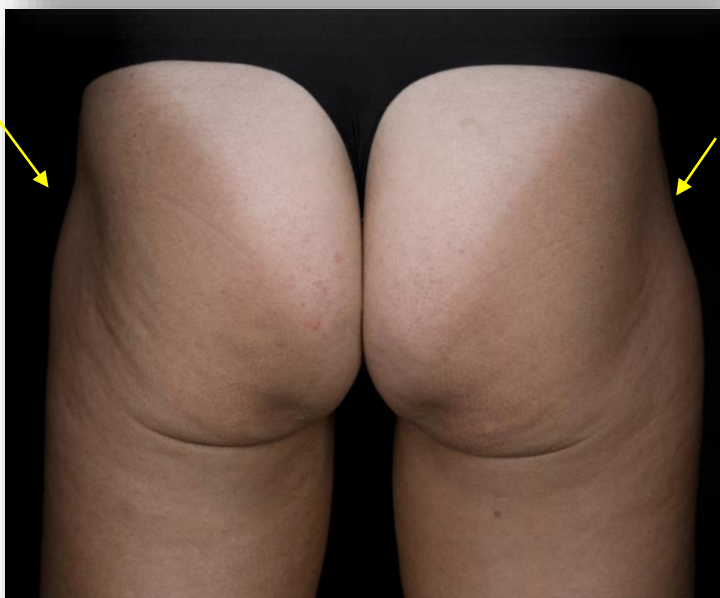
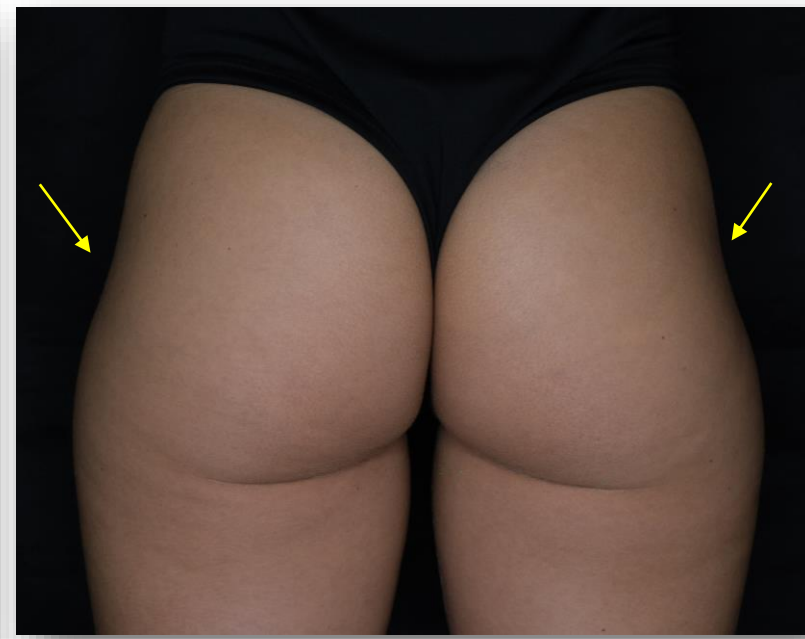
GALDERMA

GAIN

CONTOUR “Hip Dip”



GALDERMA



GALDERMA



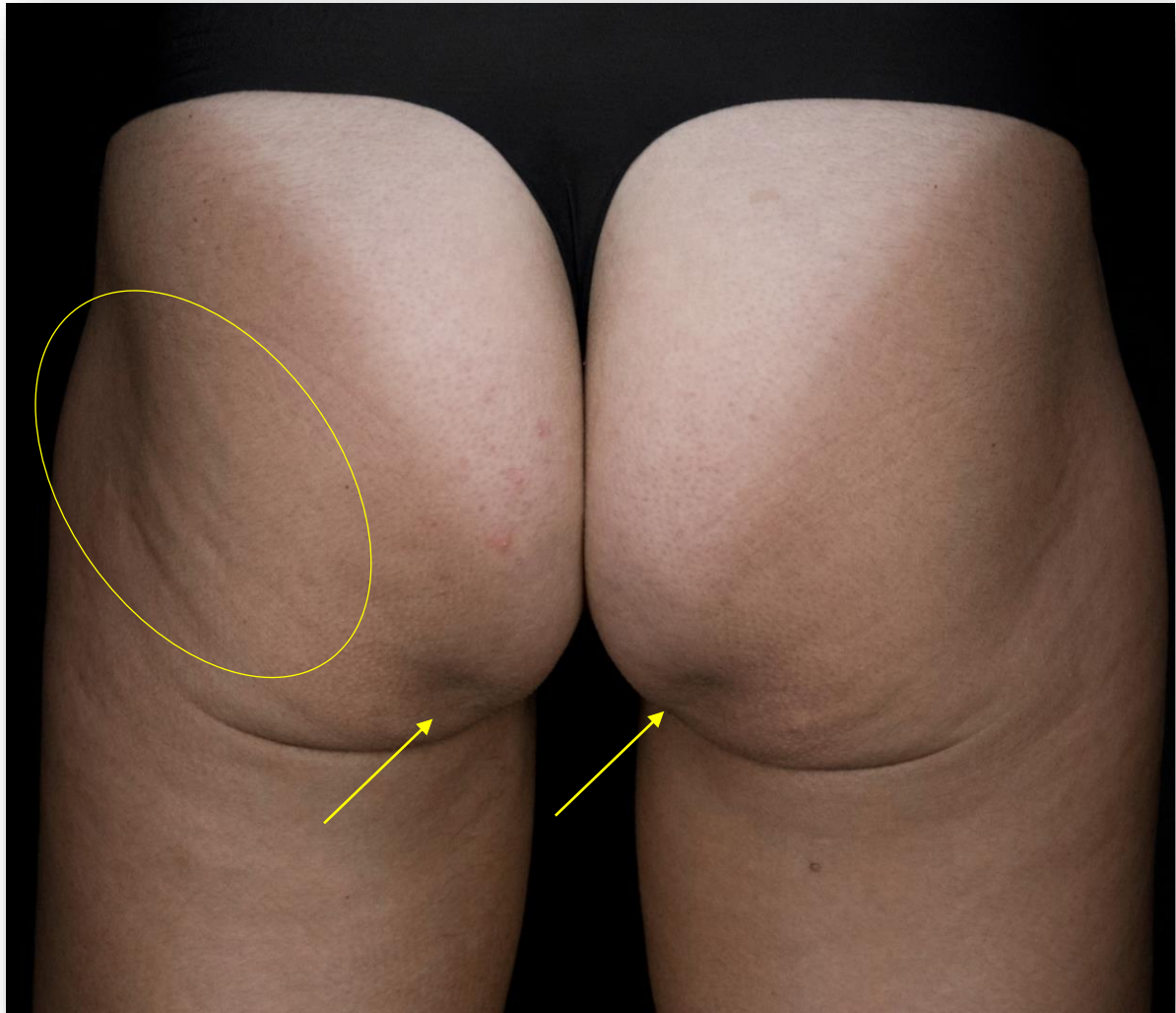
GAIN

GALDERMA

GAIN

SKIN INTEGRITY

GALDERMA



GAIN



GALDERMA

GAIN



CELLULITIS

GALDERMA



NOT ONLY A SKIN
QUALITY ISSUE

GAIN

REDUCED BLOOD SUPPLY

INFLAMMATION

STRETCHED SEPTA

WATER RETENSION

SKIN LAXITY

THICKNESS OF FAT LAYER

STRUCTURAL ISSUE

SKIN ATROPHY

Luiz Avelar

GALDERMA

SKIN WITHOUT CELLULITIS

SKIN WITH CELLULITIS

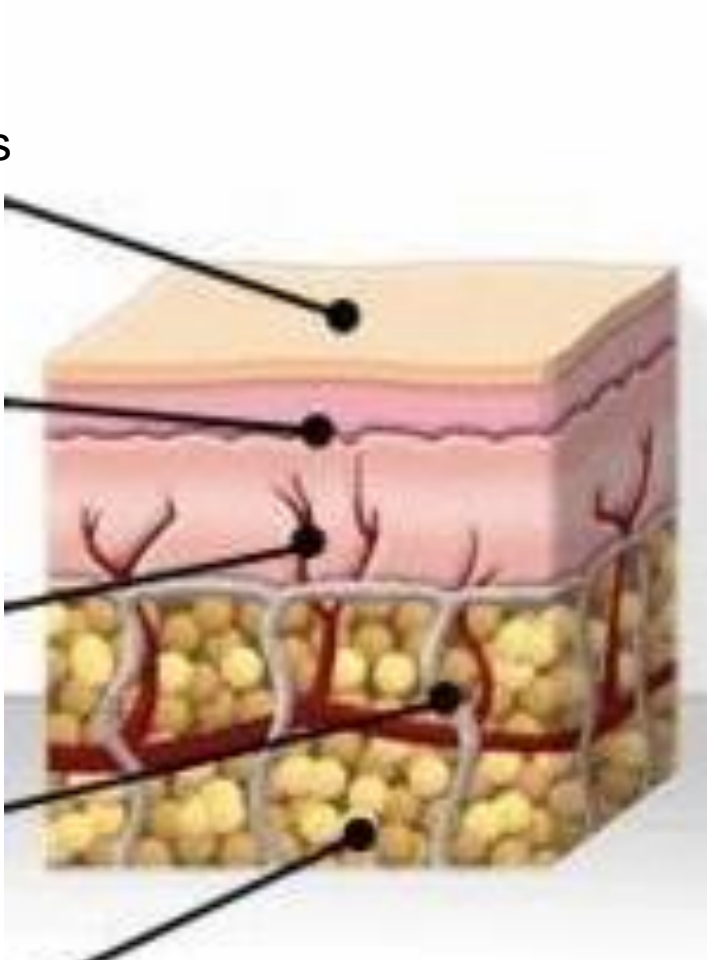
Smooth Epidermis

Regular Dermis

Normal Vascular Supply

Healthy Collagen

Expected Fat Layer



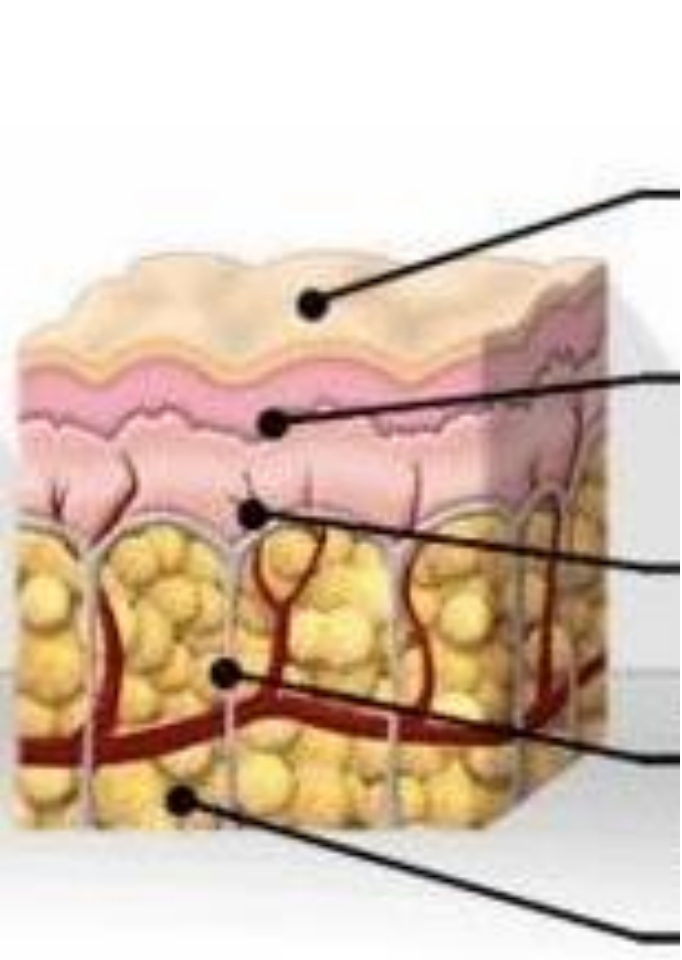
Uneven Epidermis

Irregular Dermis

Reduced Vascular Supply

Stretched Septa

Increased Fat Layer





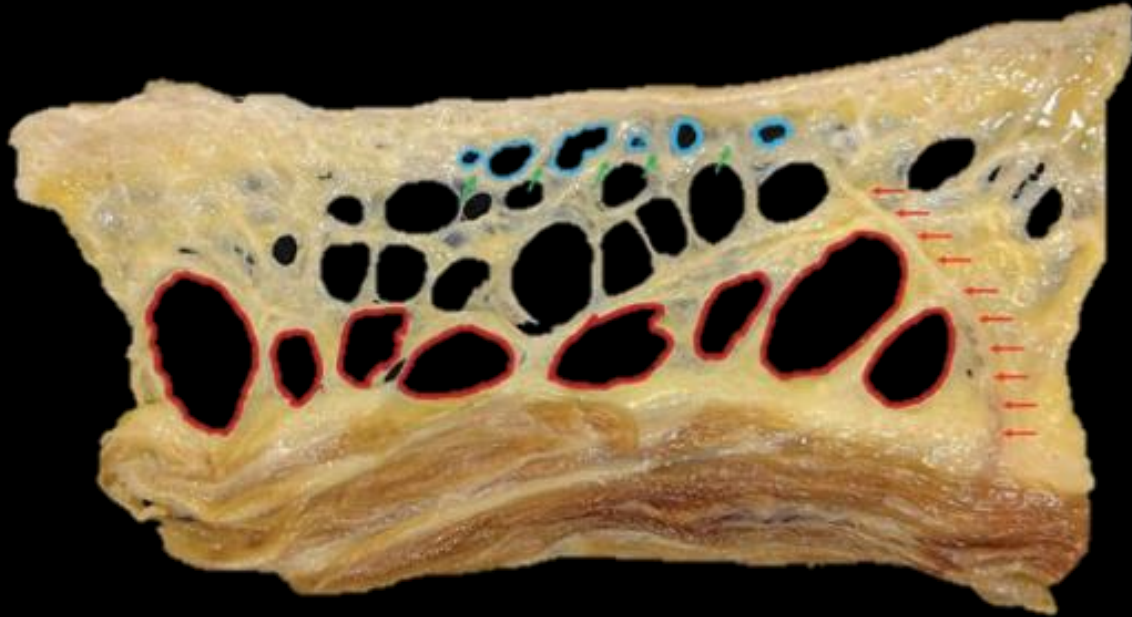
GAIN

Around
85-90%
of women
have
CELLULITIS.

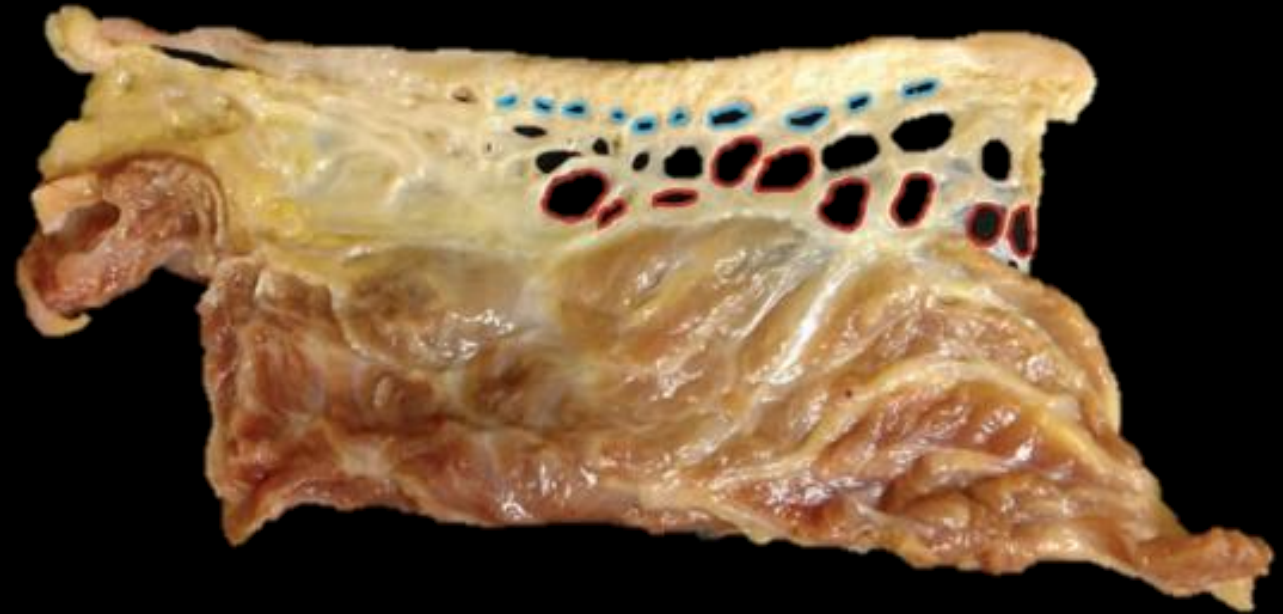
GALDERMA

GLUTEAL STRUCTURAL GENDER DIMORPHISM

GAIN



Female



Male

GAIN



0 – Absent

1 – Mild

2 – Moderate

3 - Severe



Buttocks Skin Laxity Severity Scale
Doris Hexsel et al.

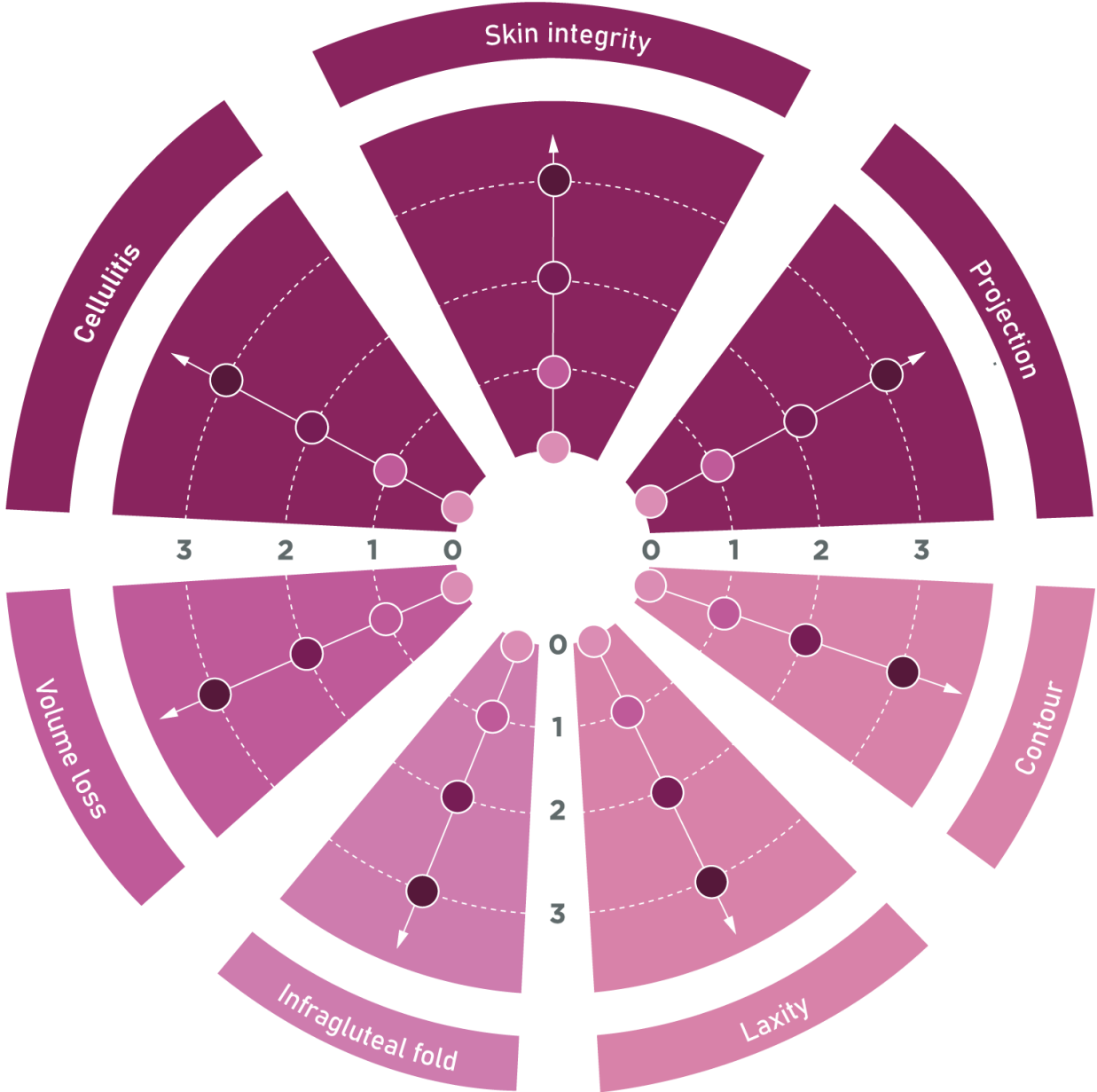
GALDERMA

GALDERMA

EST. 1981

BUTTOCK ASSESSMENT SCALE


GAIN




GALDERMA

Goals of Treatment:

Lifting Effect



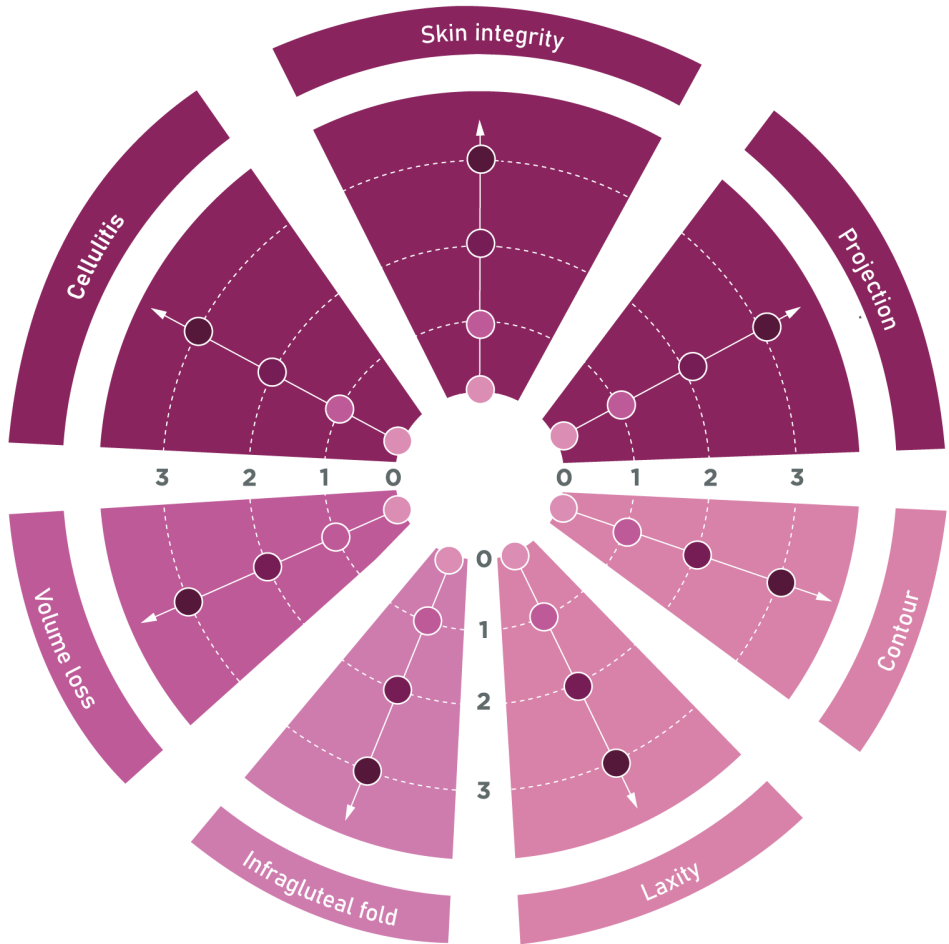

Volume and Projection



Skin Quality



Contours



GALDERMA

EST. 1981

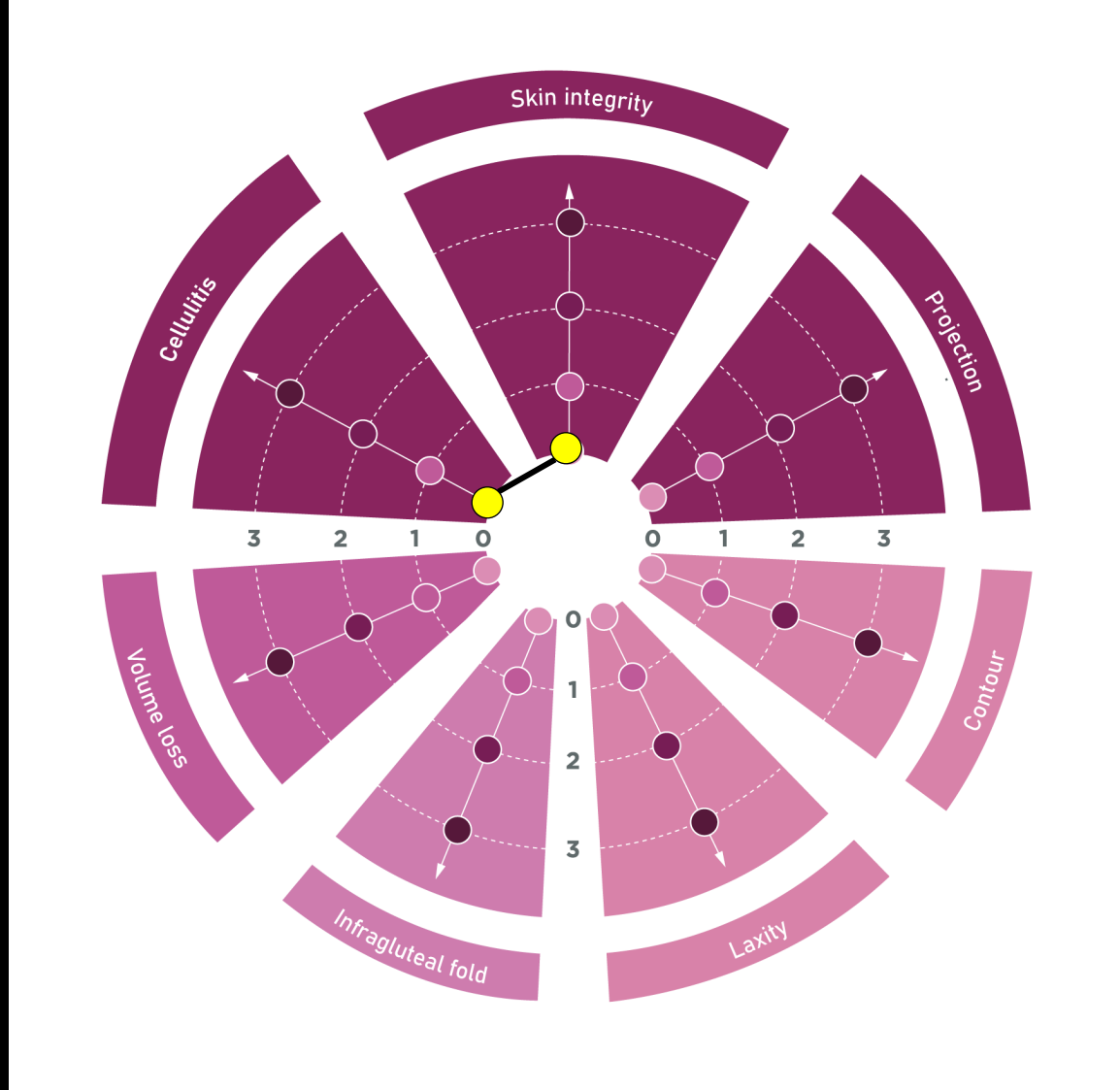
BUTTOCK ASSESSMENT SCALE EXAMPLE

GAIN



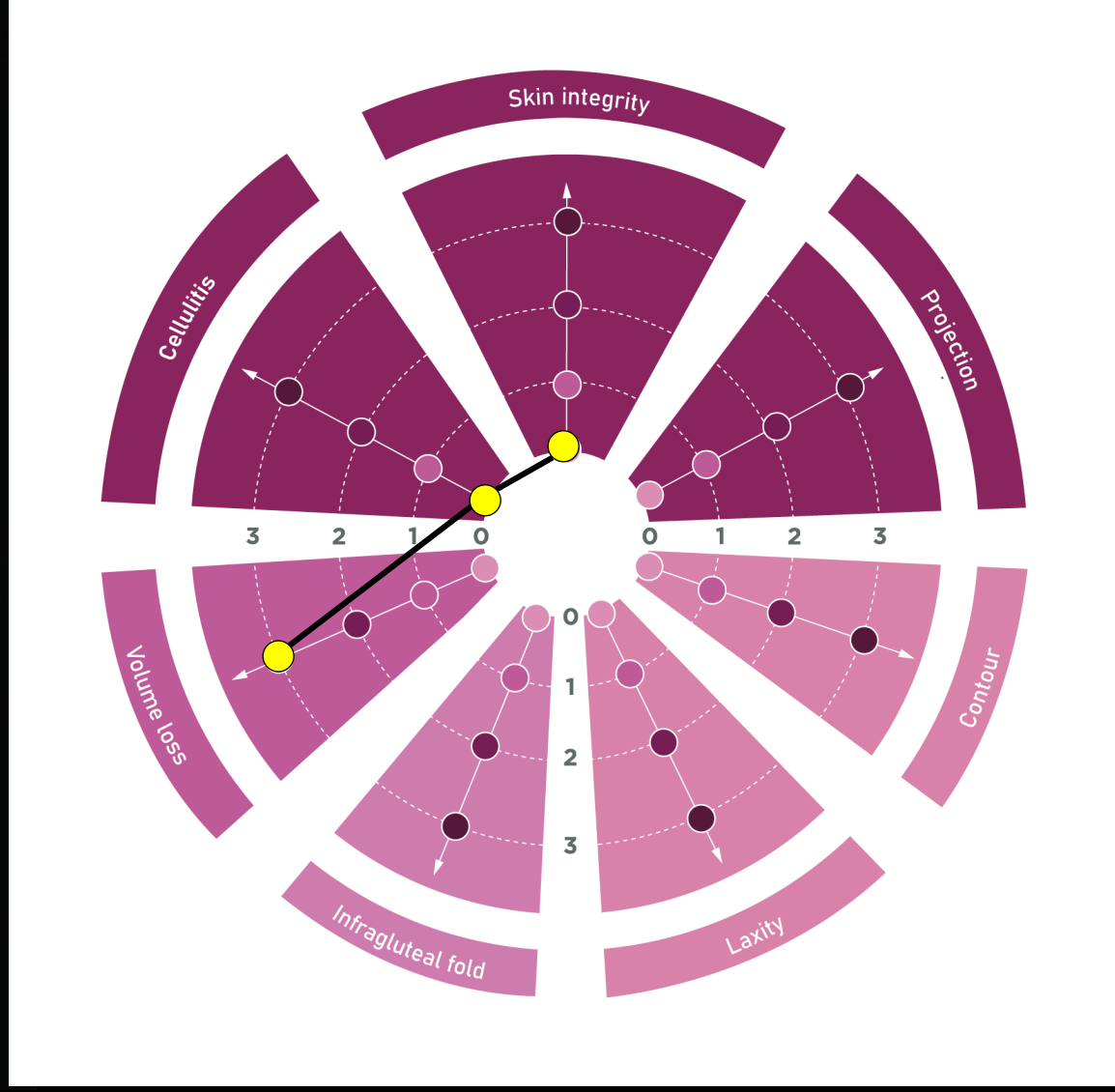
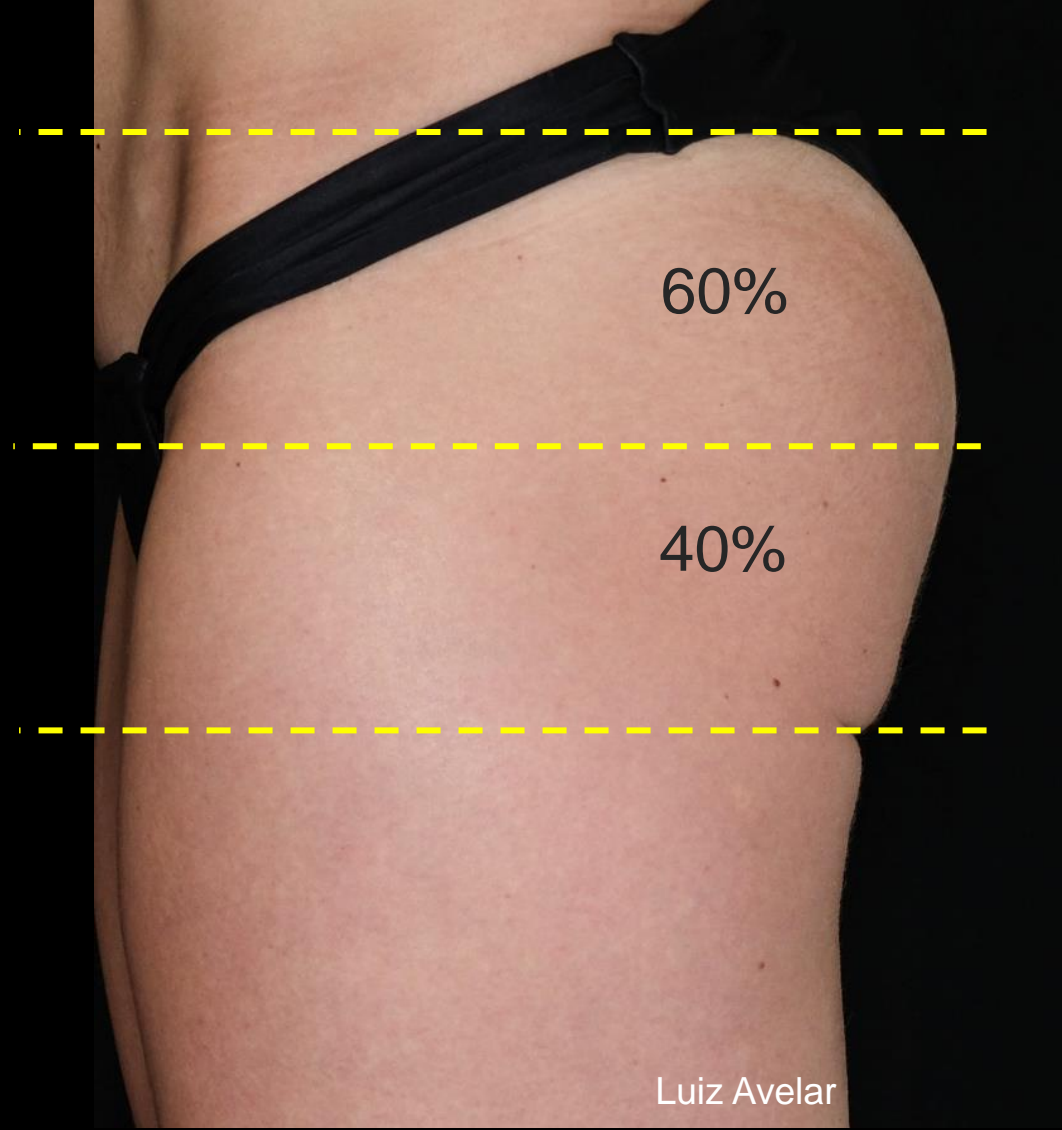
Luiz Avelar

GALDERMA



GAIN

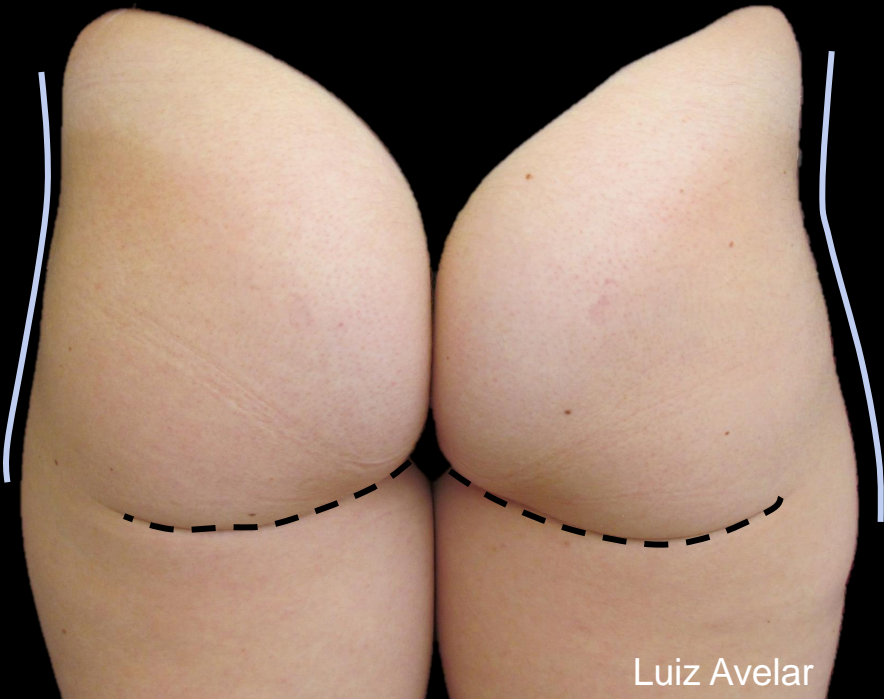
GALDERMA



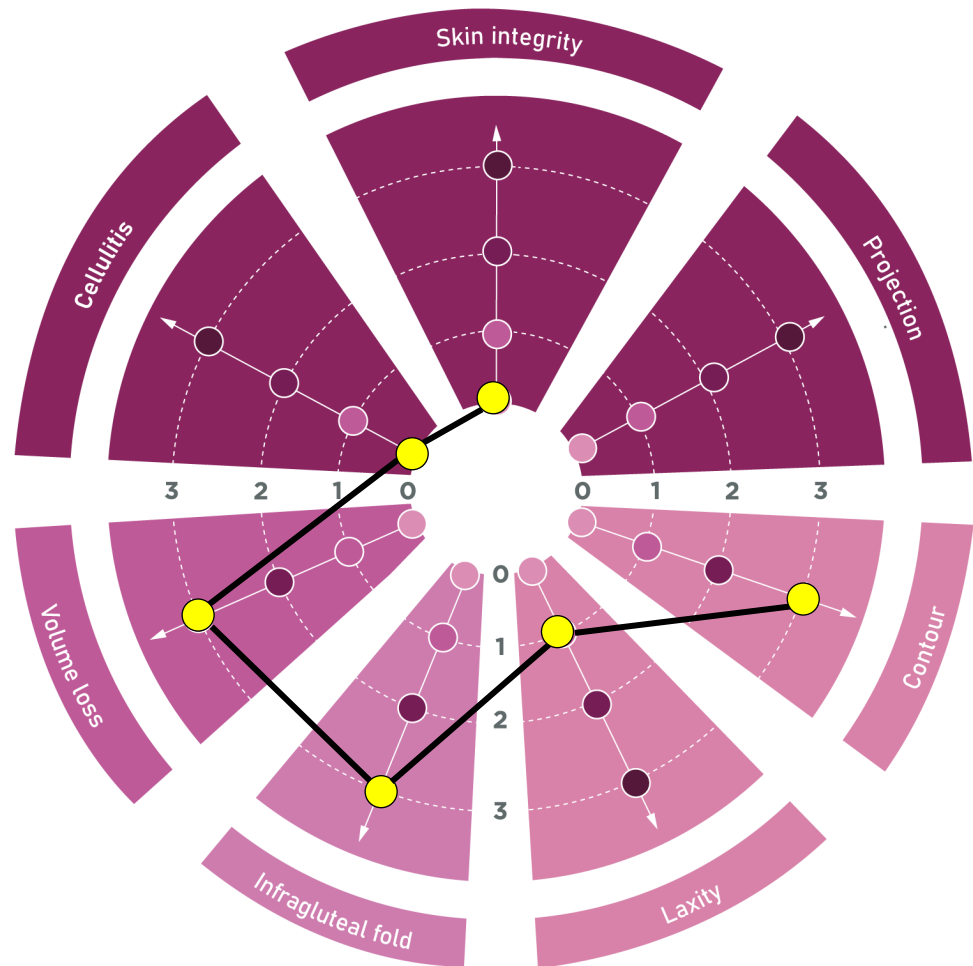
GAIN

GALDERMA

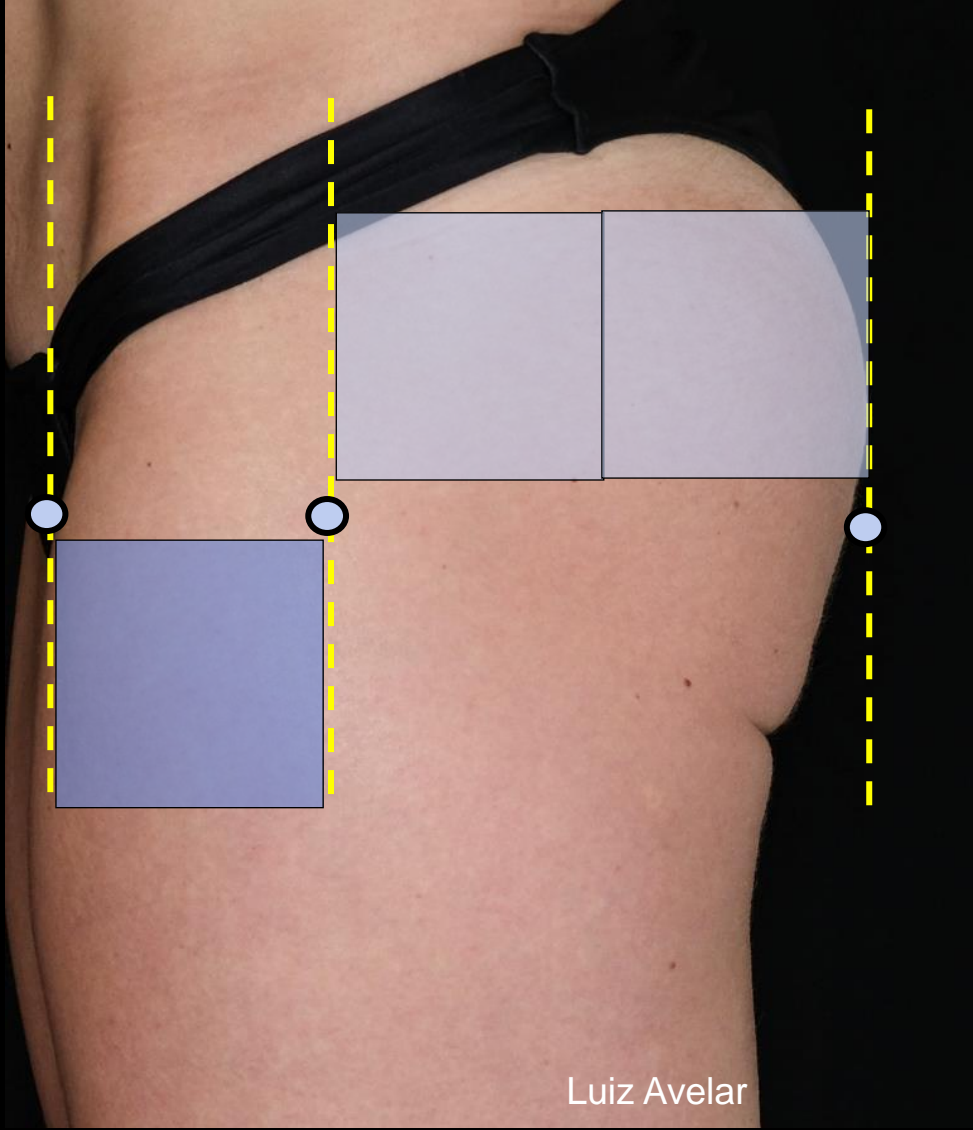
GAIN



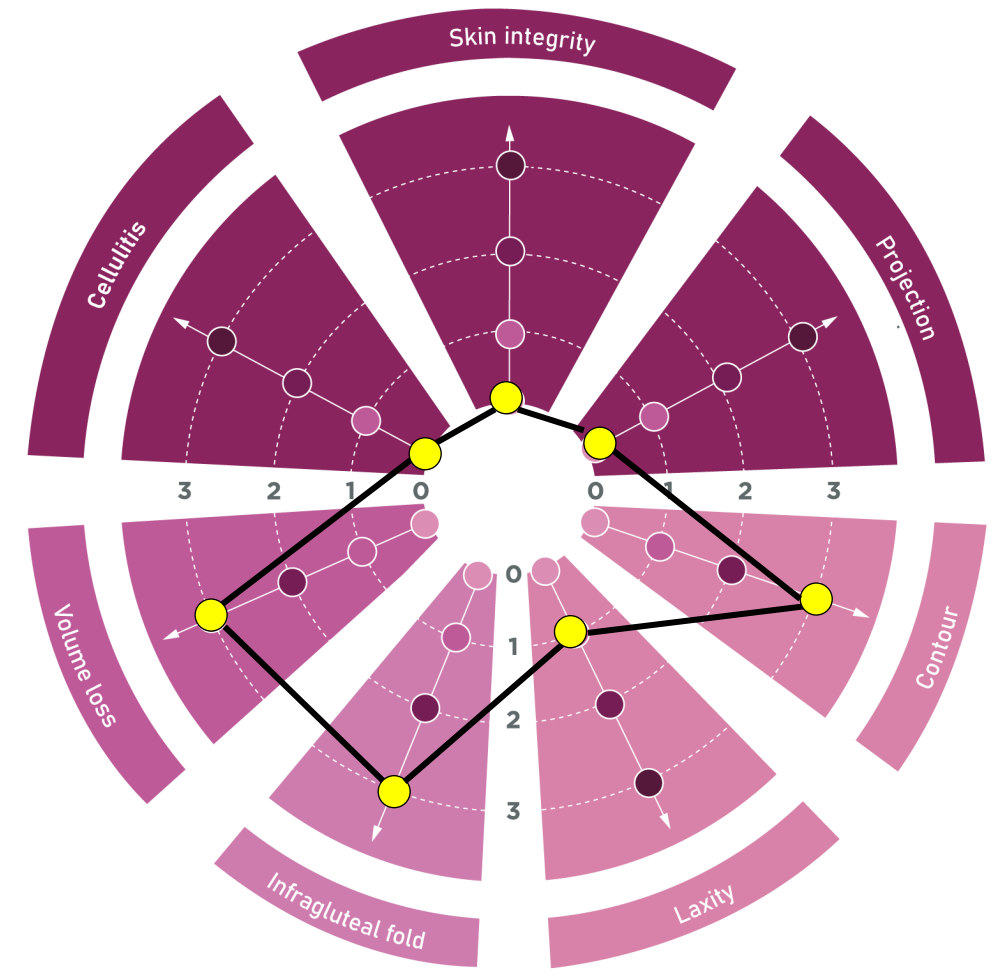
Luiz Avelar



GALDERMA



Luiz Avelar



GAIN

GALDERMA

Goals of Treatment:

Lifting Effect



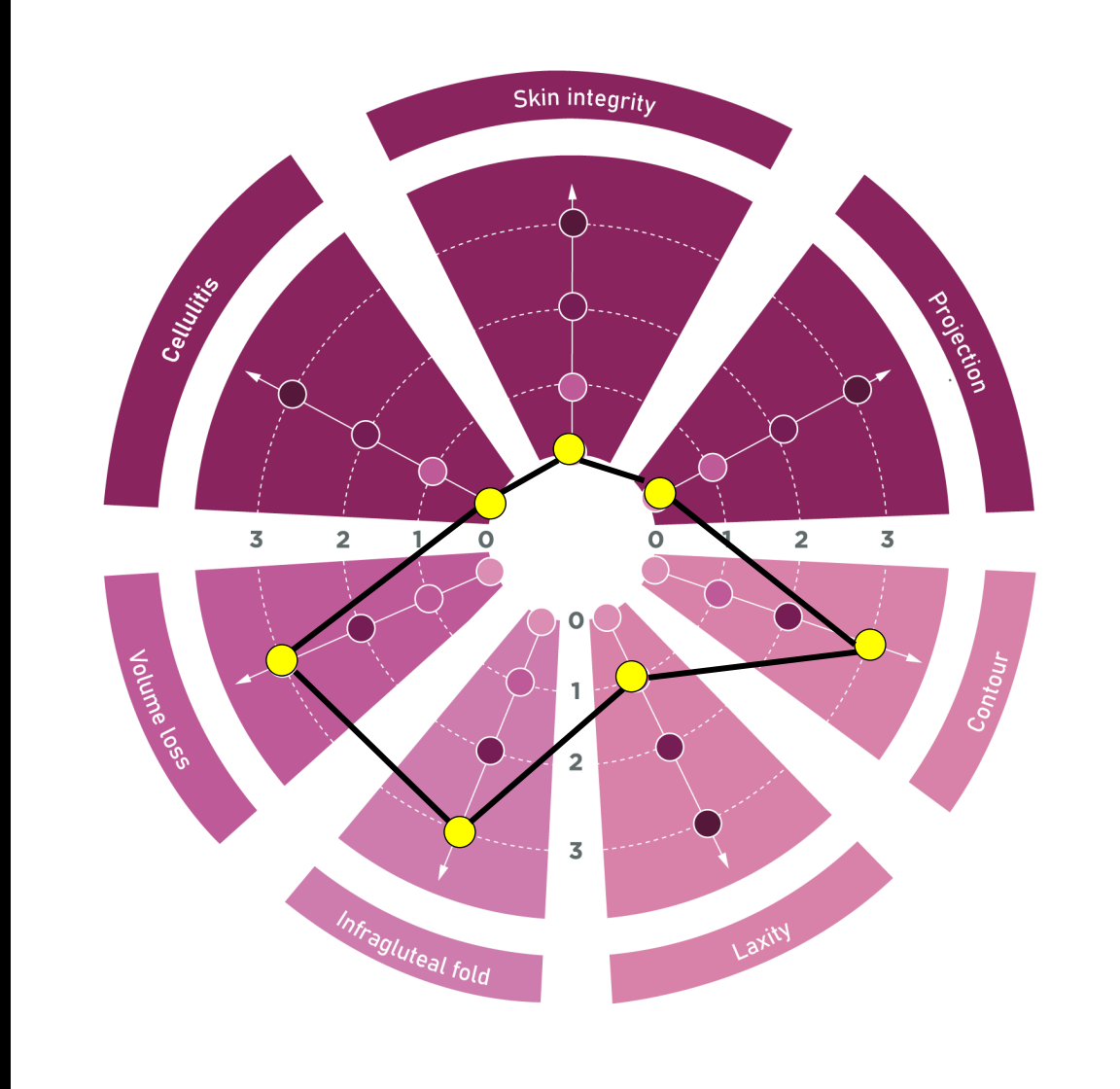
Volume and Projection



Skin Quality



Contour



GAIN



Luiz Avelar



GAIN

GALDERMA



Luiz Avelar



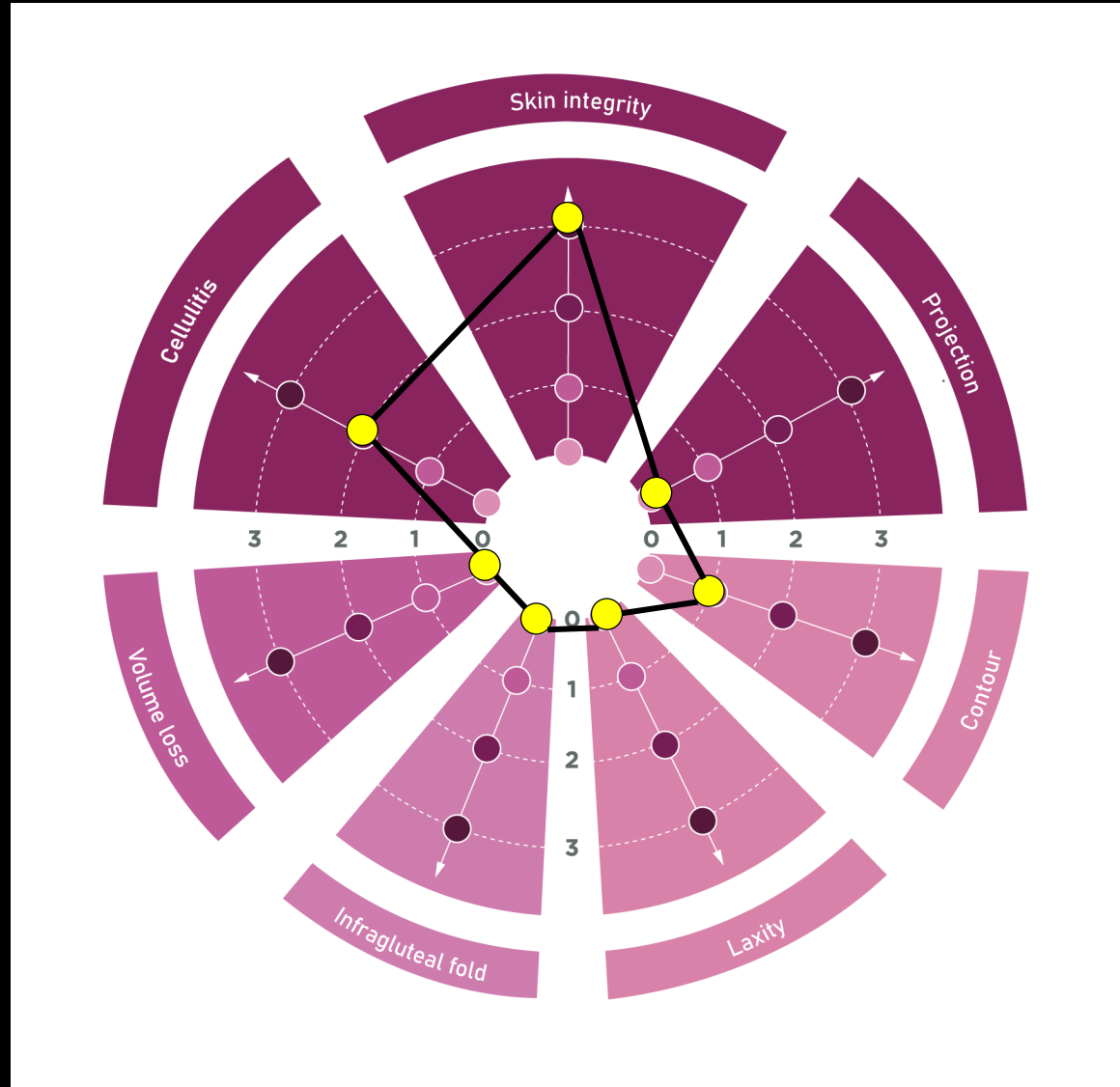
Luiz Avelar

GAIN

GALDERMA

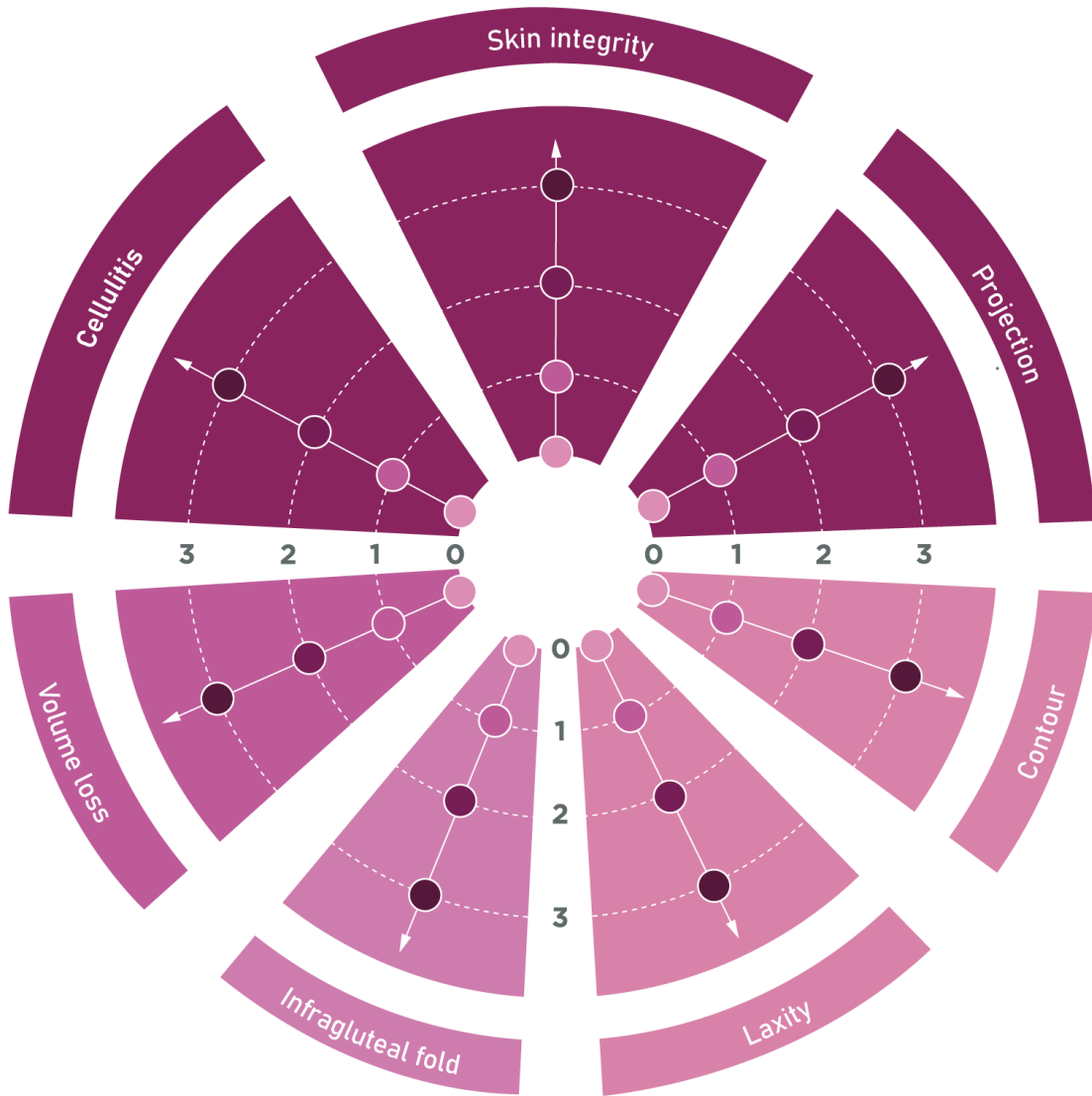


Luiz Avelar



GAIN

GALDERMA



- Evaluation of all Gluteal Landmarks
- Grade the Severity of the Items
- Prioritize the Treatment
- Show the Outcome Improvement

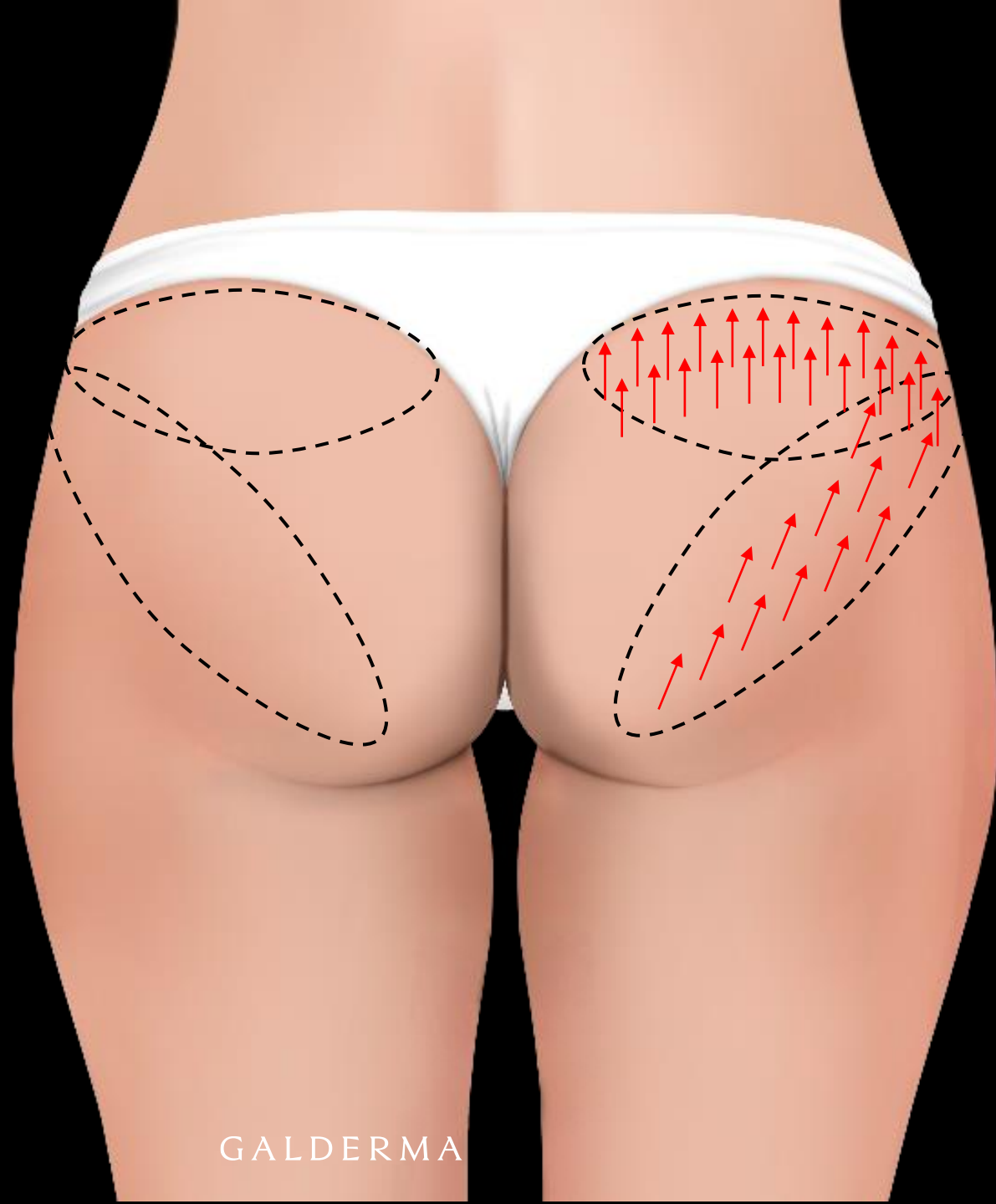
GALDERMA

EST. 1981

BUTTOCKS INJECTION

GAIN

General Marking

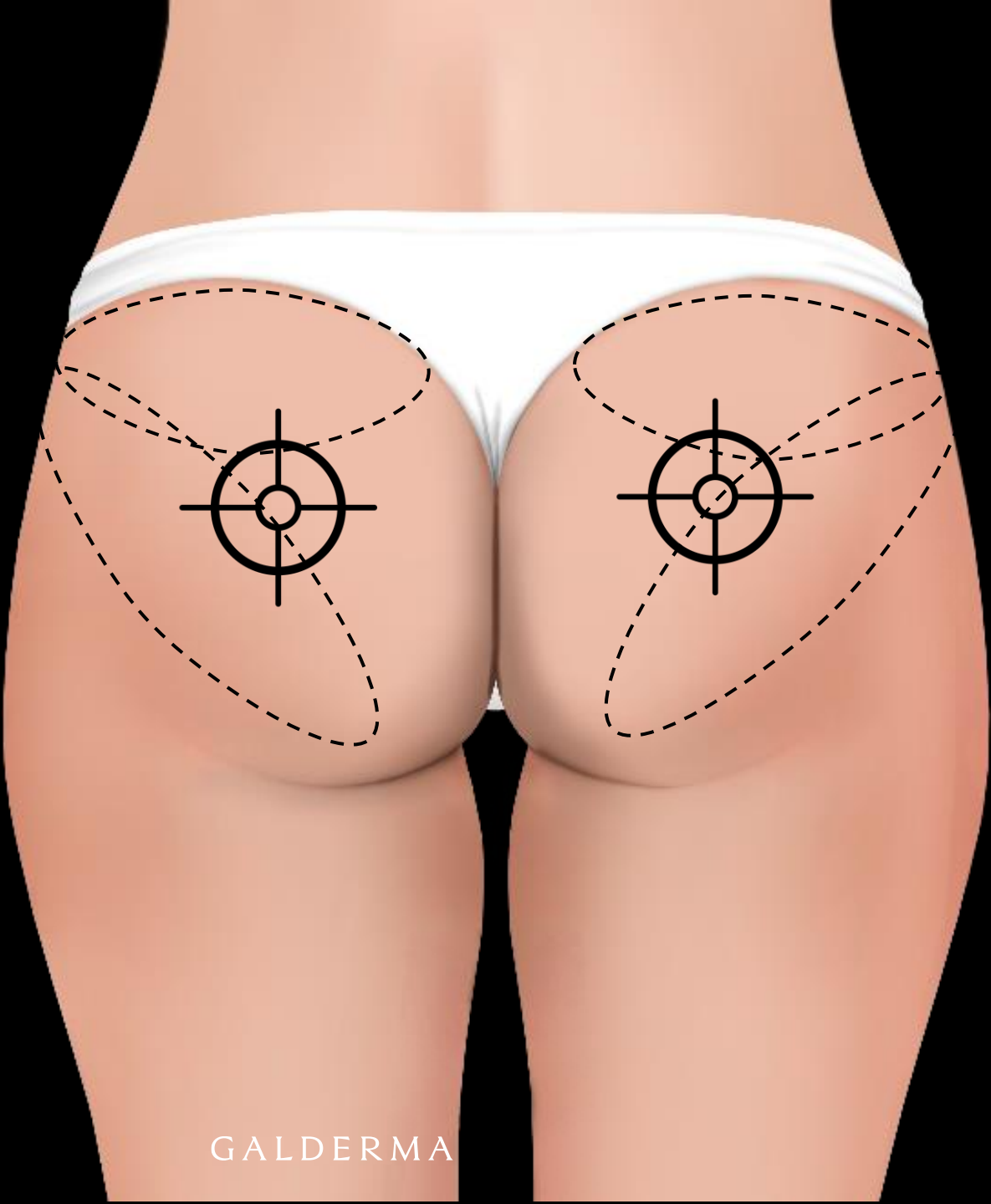


GALDERMA

GAIN

General Marking

Specific Goals of Treatment



GALDERMA

GAIN

General Marking

Specific Goals of Treatment

✓ Lifting Effect



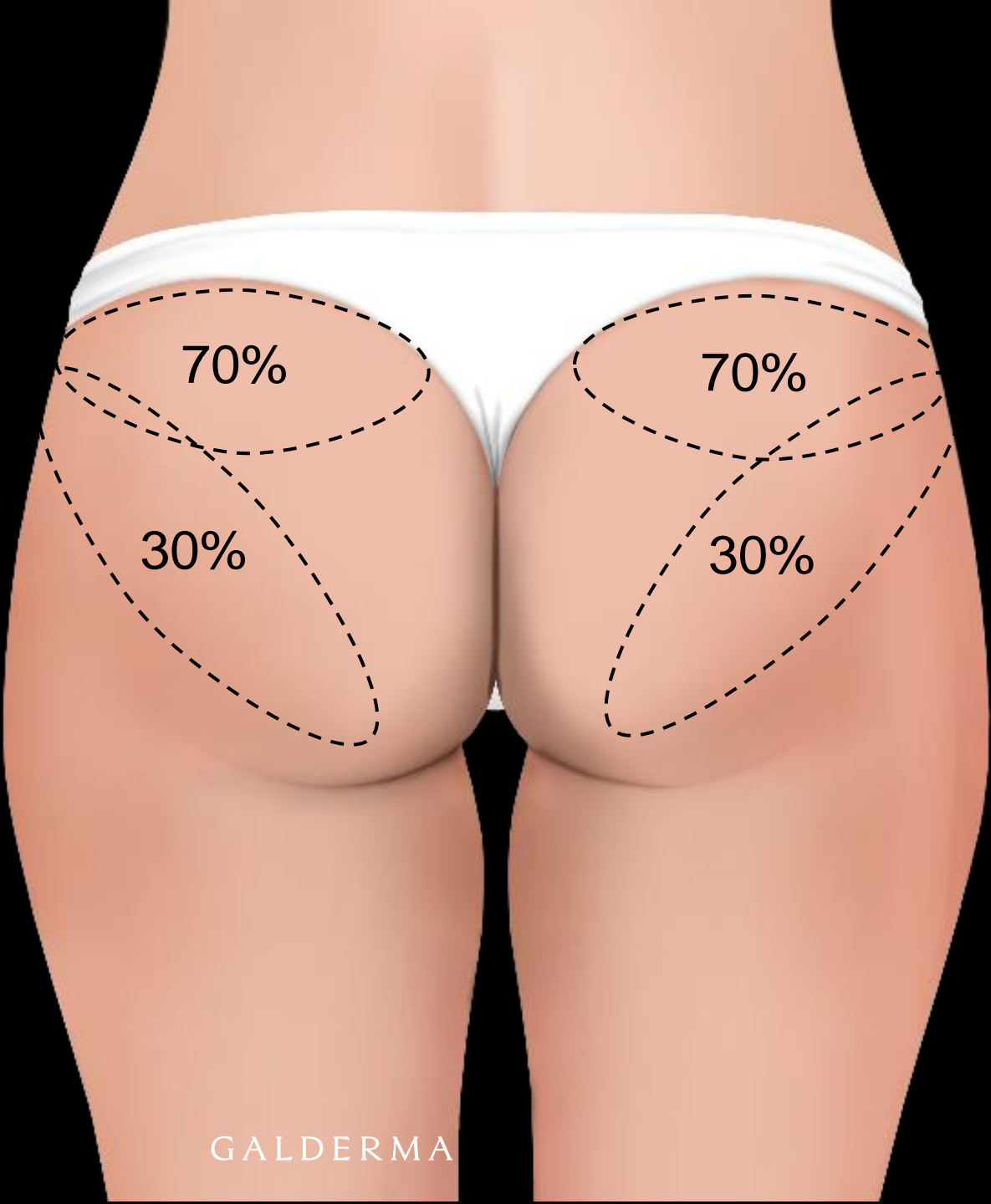
GALDERMA

GAIN

General Marking

Specific Goals of Treatment

✓ Lifting Effect



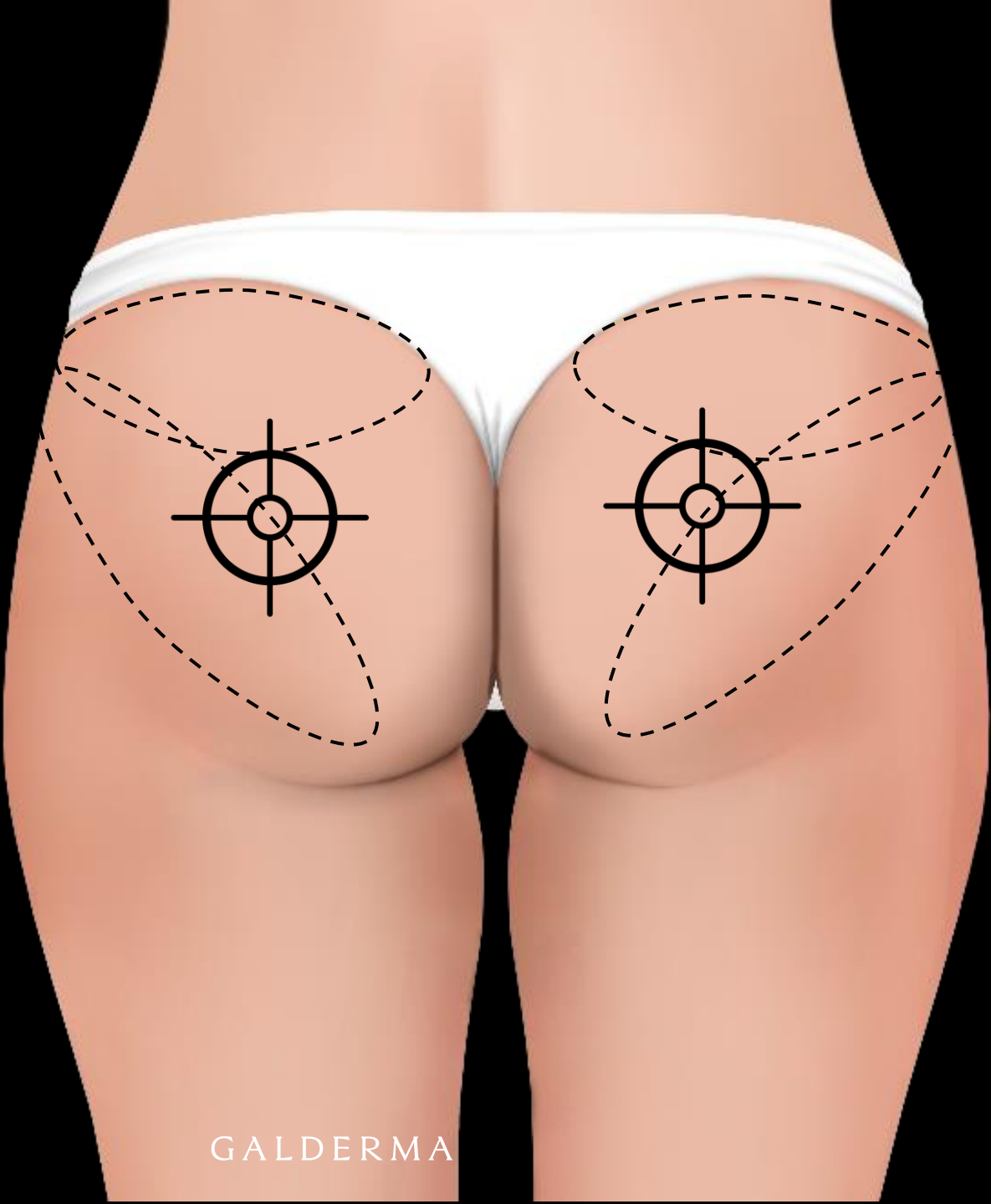
GALDERMA

GAIN

General Marking

Specific Goals of Treatment

- ✓ Lifting Effect
- ✓ Volume / Projection

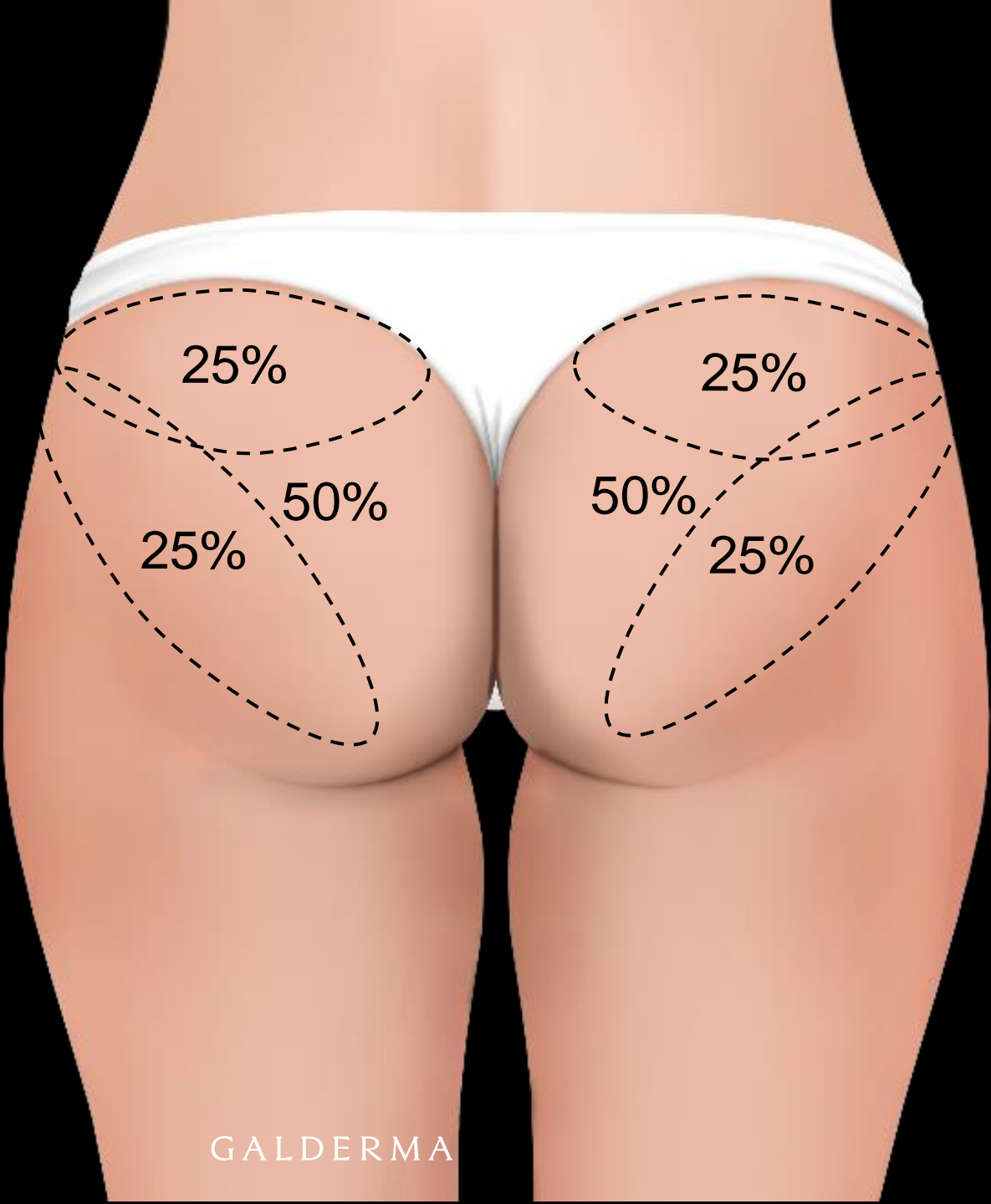


GAIN

General Marking

Specific Goals of Treatment

- ✓ Lifting Effect
- ✓ Volume / Projection

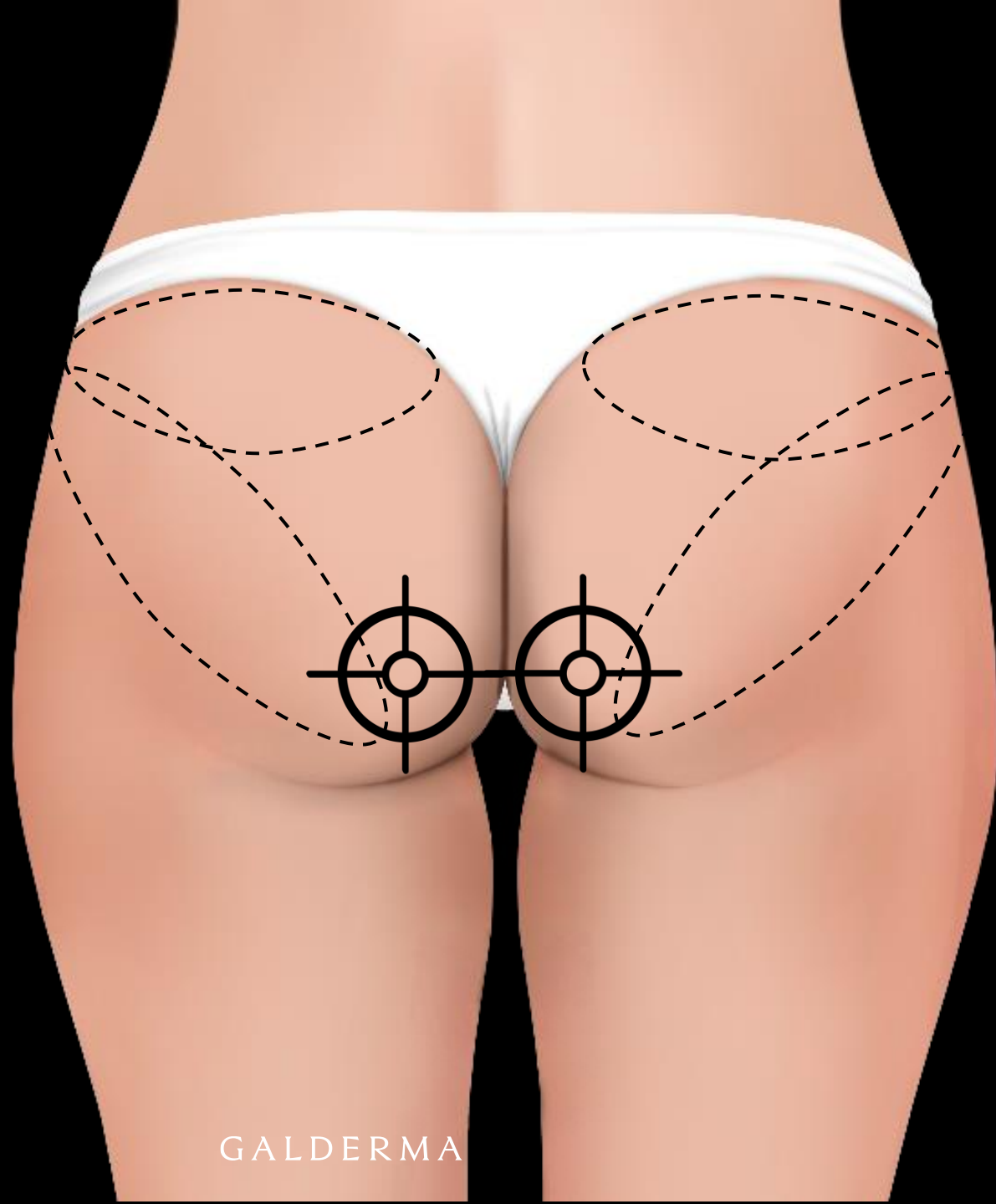


GAIN

General Marking

Specific Goals of Treatment

- ✓ Lifting Effect
- ✓ Volume / Projection
- ✓ Skin Quality/Cellulitis



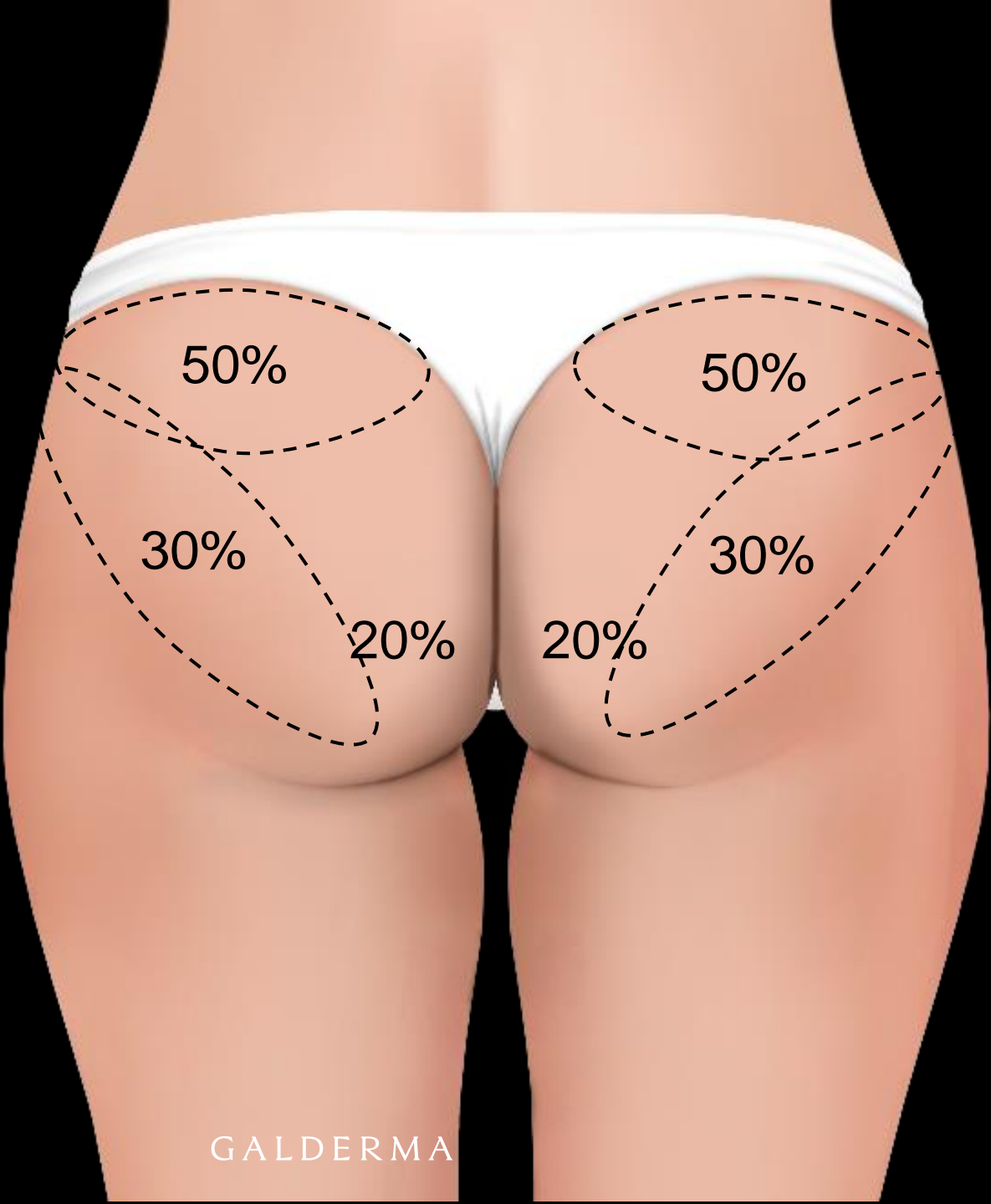
GALDERMA

GAIN

General Marking

Specific Goals of Treatment

- ✓ Lifting Effect
- ✓ Volume / Projection
- ✓ Skin Quality/Cellulitis

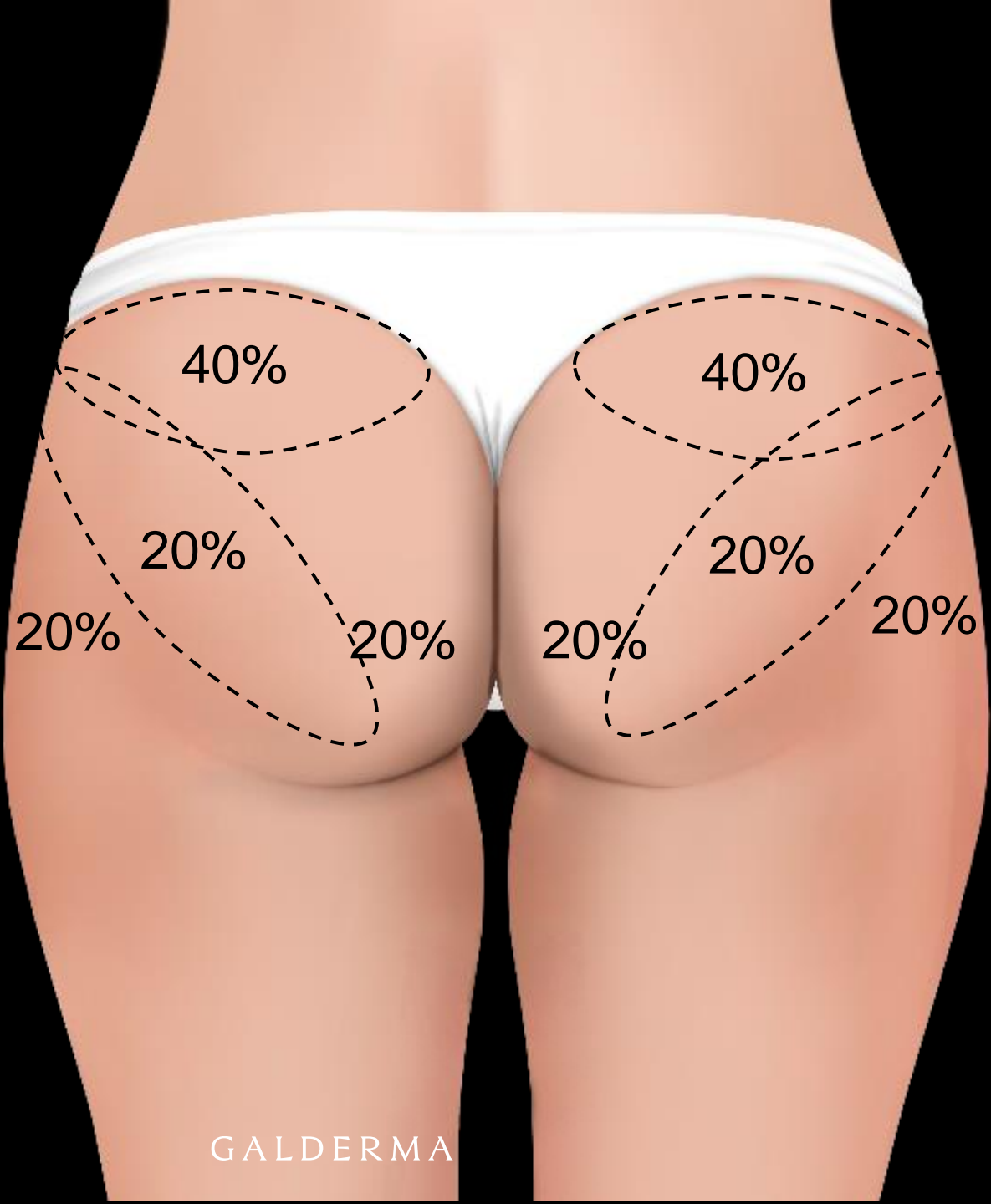


GAIN

General Marking

Specific Goals of Treatment

- ✓ Lifting Effect
- ✓ Volume / Projection
- ✓ Skin Quality/Cellulitis



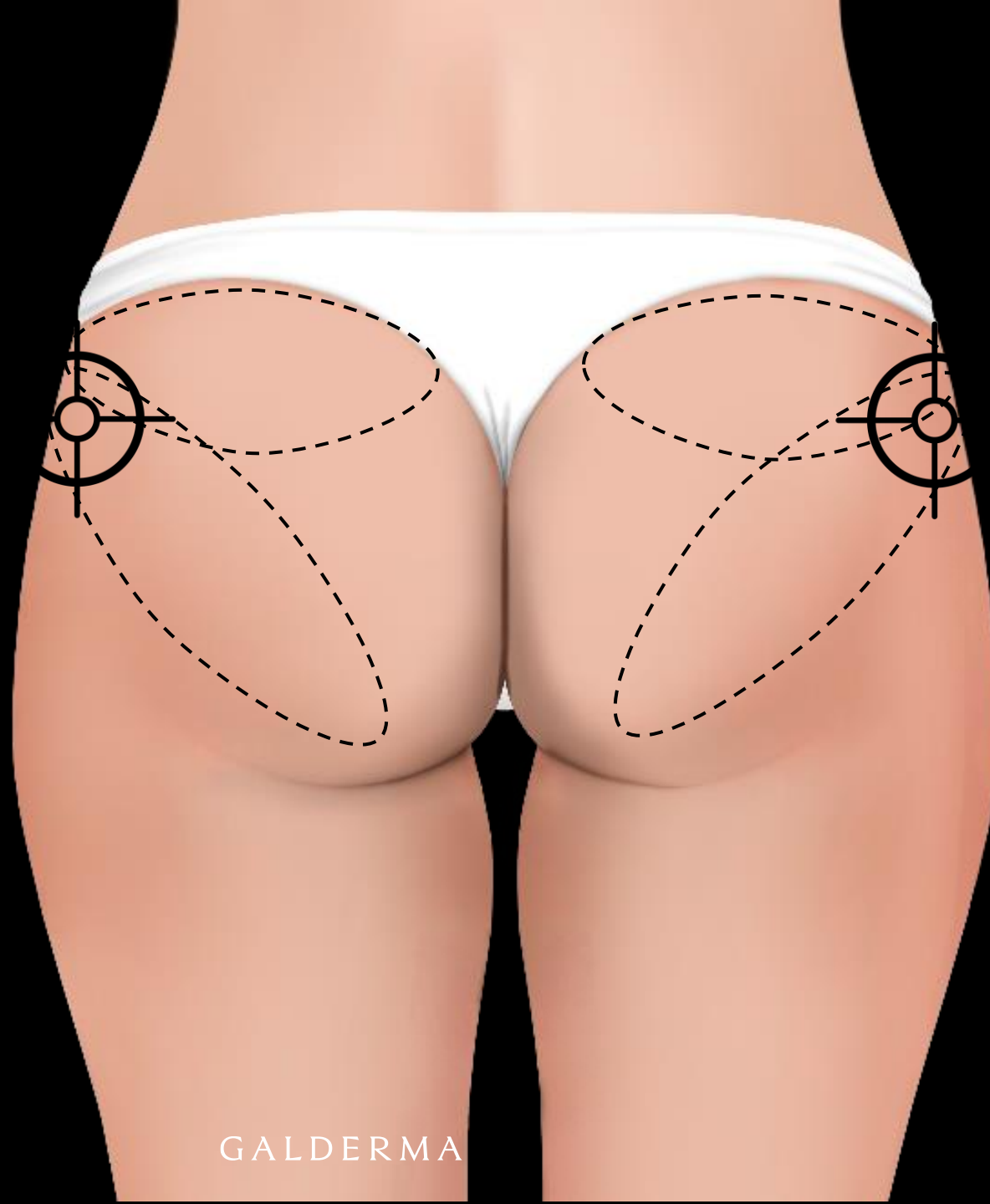
GALDERMA

GAIN

General Marking

Specific Goals of Treatment

- ✓ Lifting Effect
- ✓ Volume / Projection
- ✓ Skin Quality/Cellulitis
- ✓ Contour

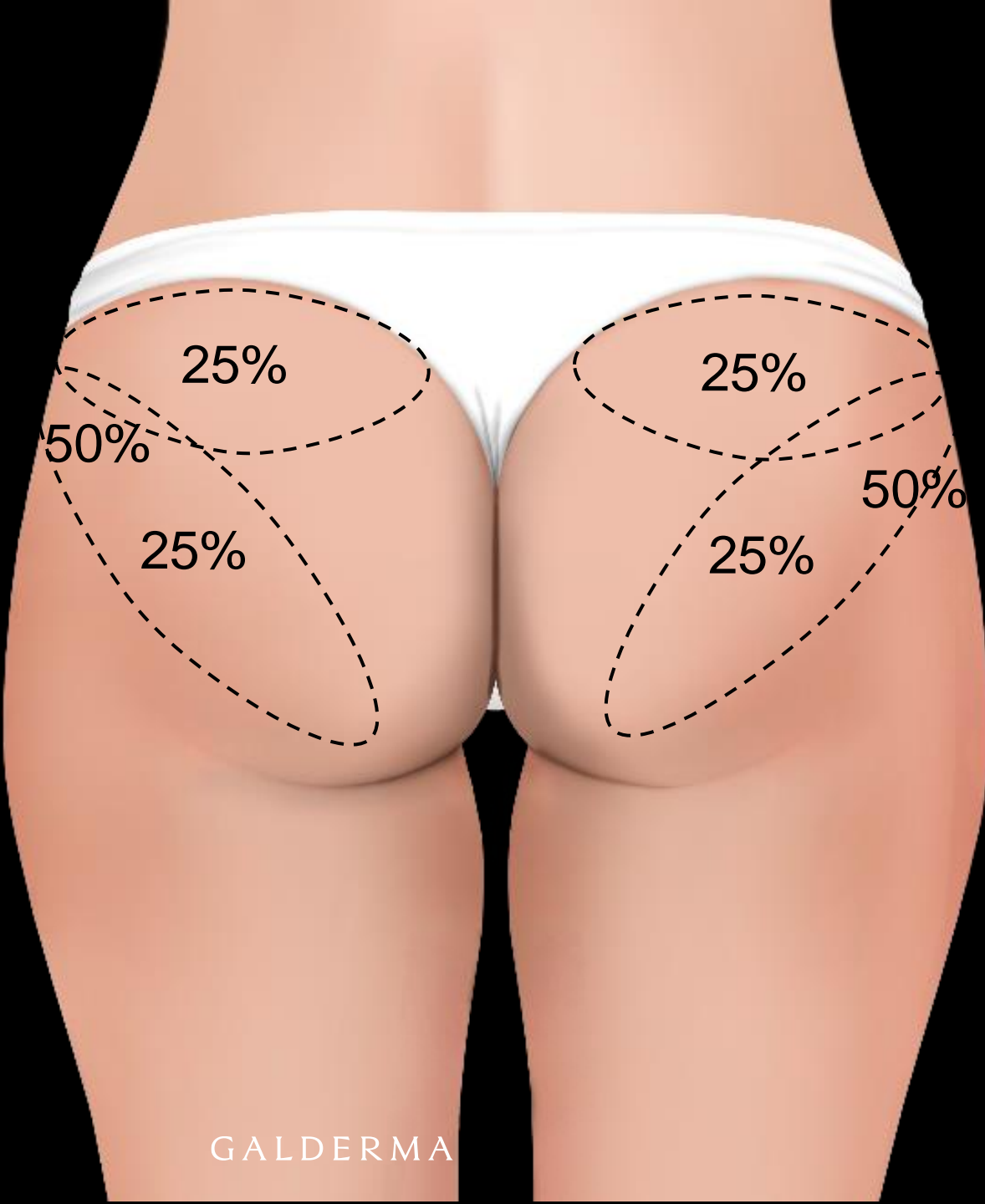


GALDERMA

General Marking

Specific Goals of Treatment

- ✓ Lifting Effect
- ✓ Volume / Projection
- ✓ Skin Quality/cellulitis
- ✓ Contour



GALDERMA

EST. 1981

CASES

GALDERMA

EST. 1981

Case #1 – 37y
VOLUME & CONTOUR

GAIN



Luiz Avelar



Luiz Avelar

GALDERMA

Goals of Treatment:

Lifting Effect



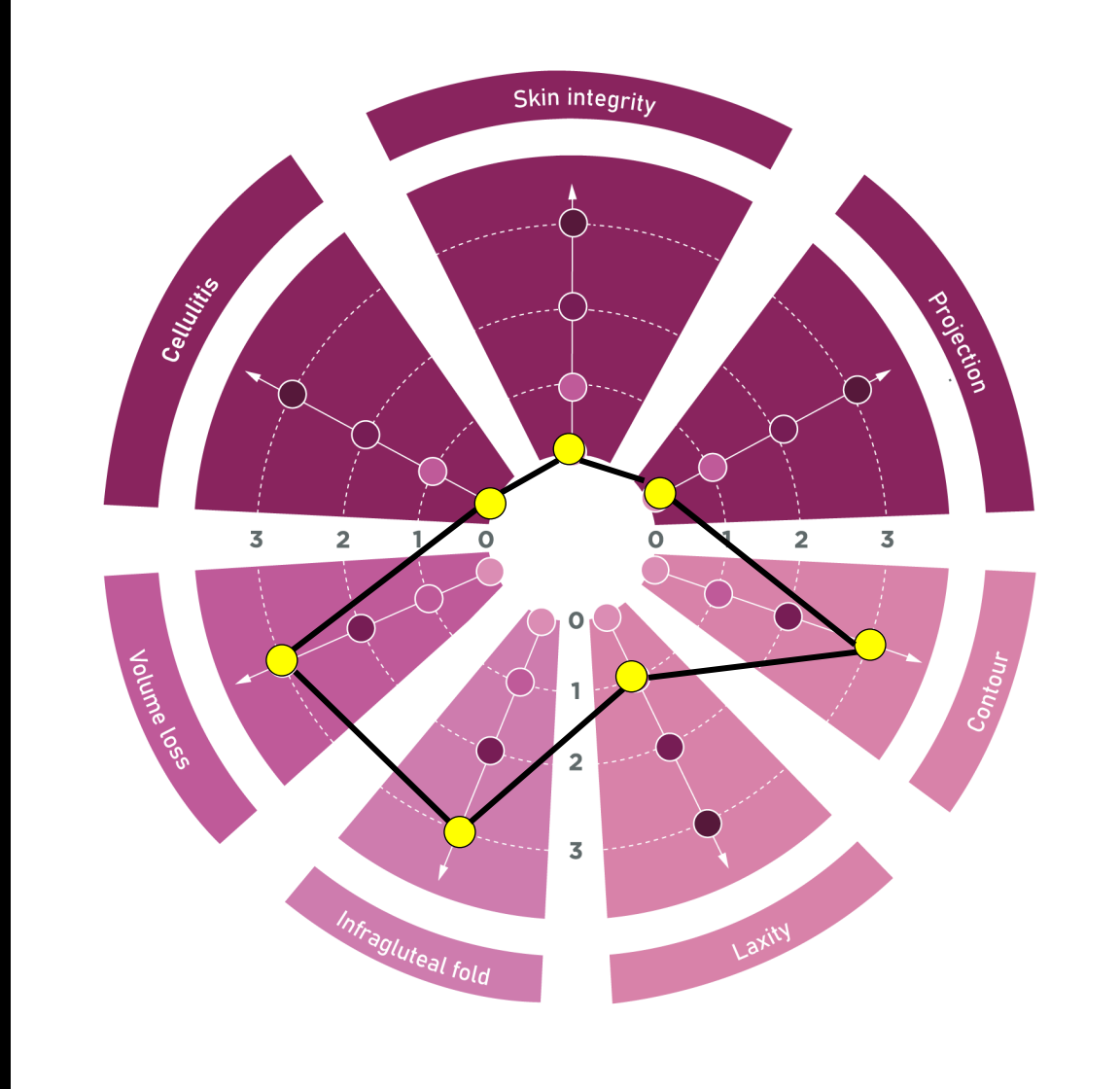
Volume and Projection



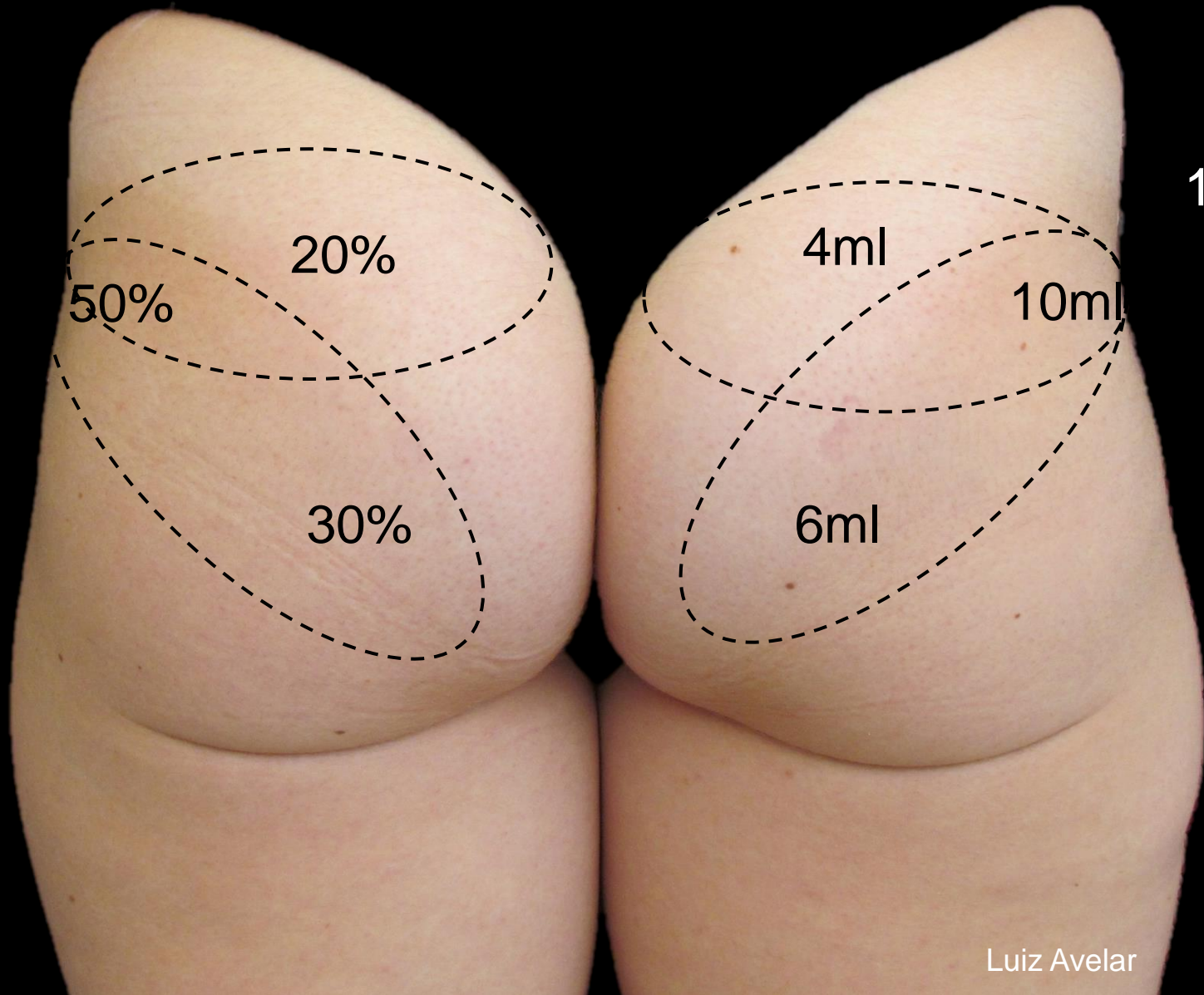
Skin Quality



Contour



GAIN



GAIN

1 Vial / side / session

1 Vial: 20ml

3 Sessions
6 Vials

Luiz Avelar

GALDERMA

GAIN

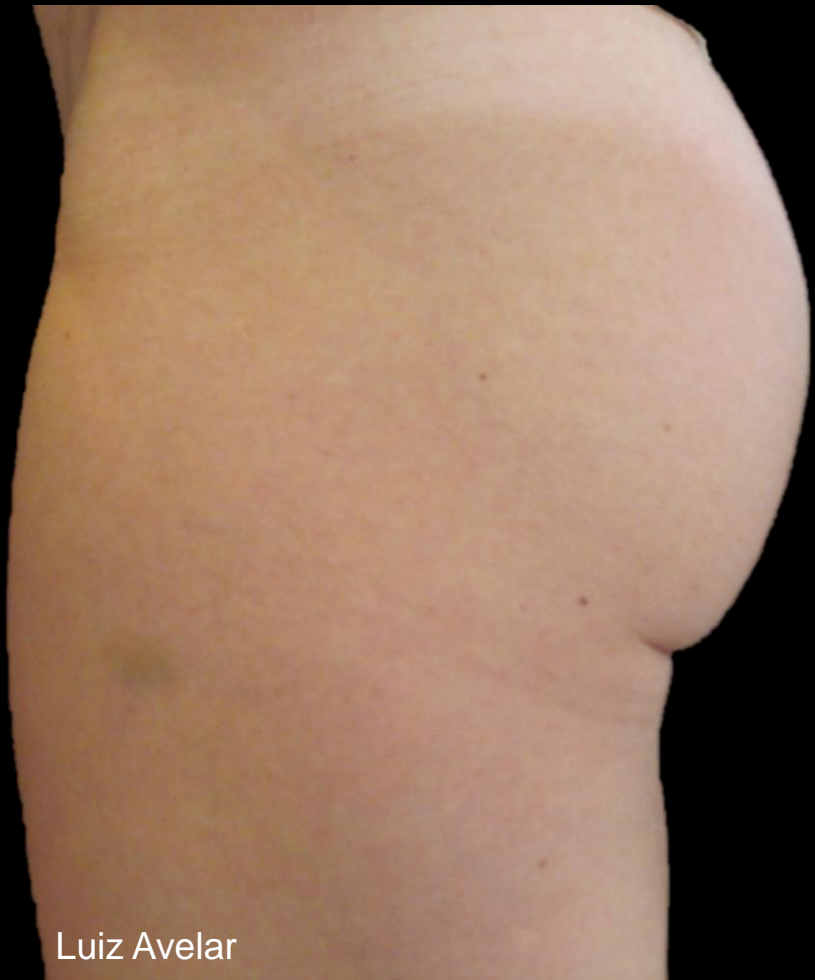


GALDERMA

GAIN



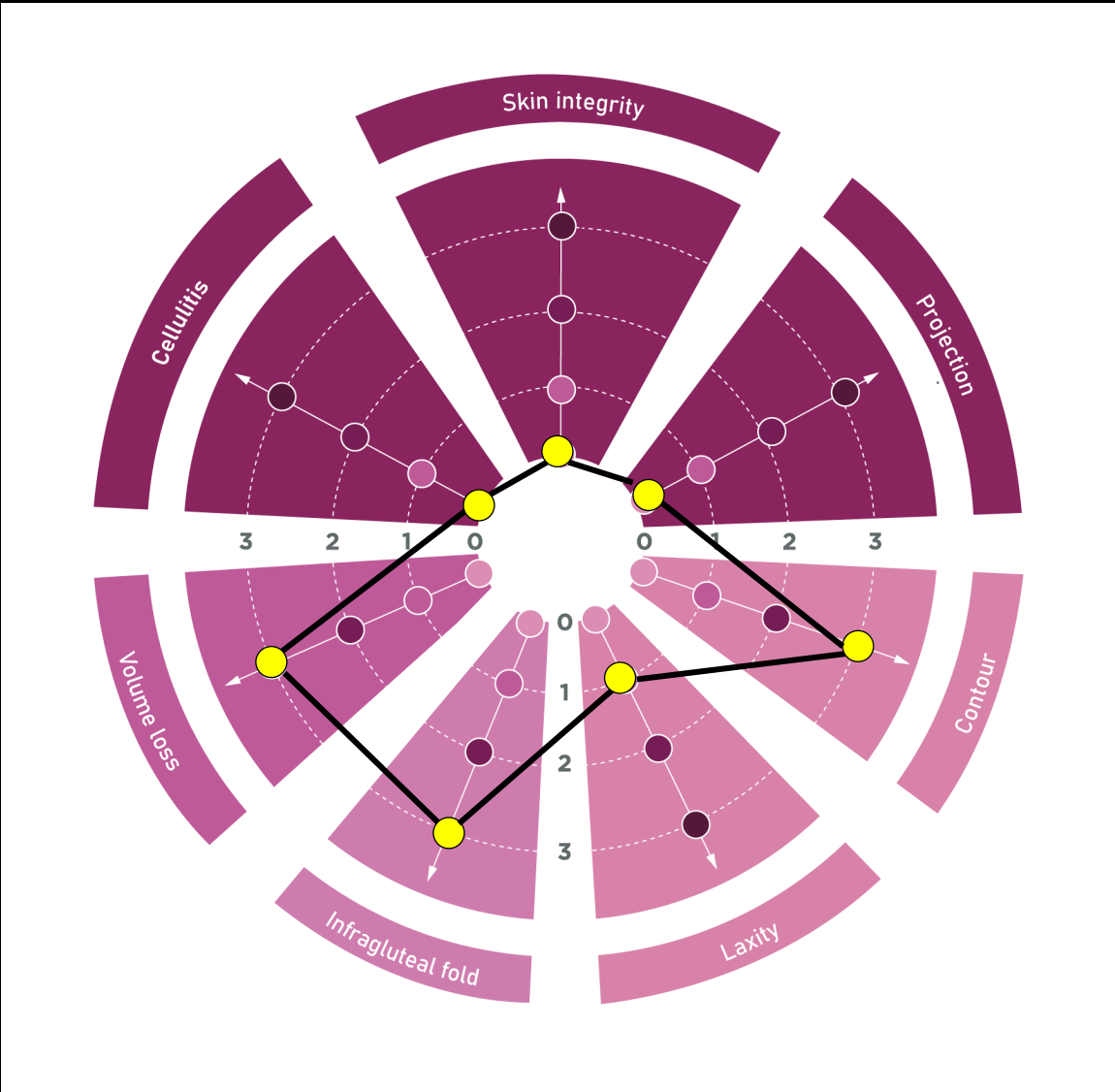
Luiz Avelar



Luiz Avelar

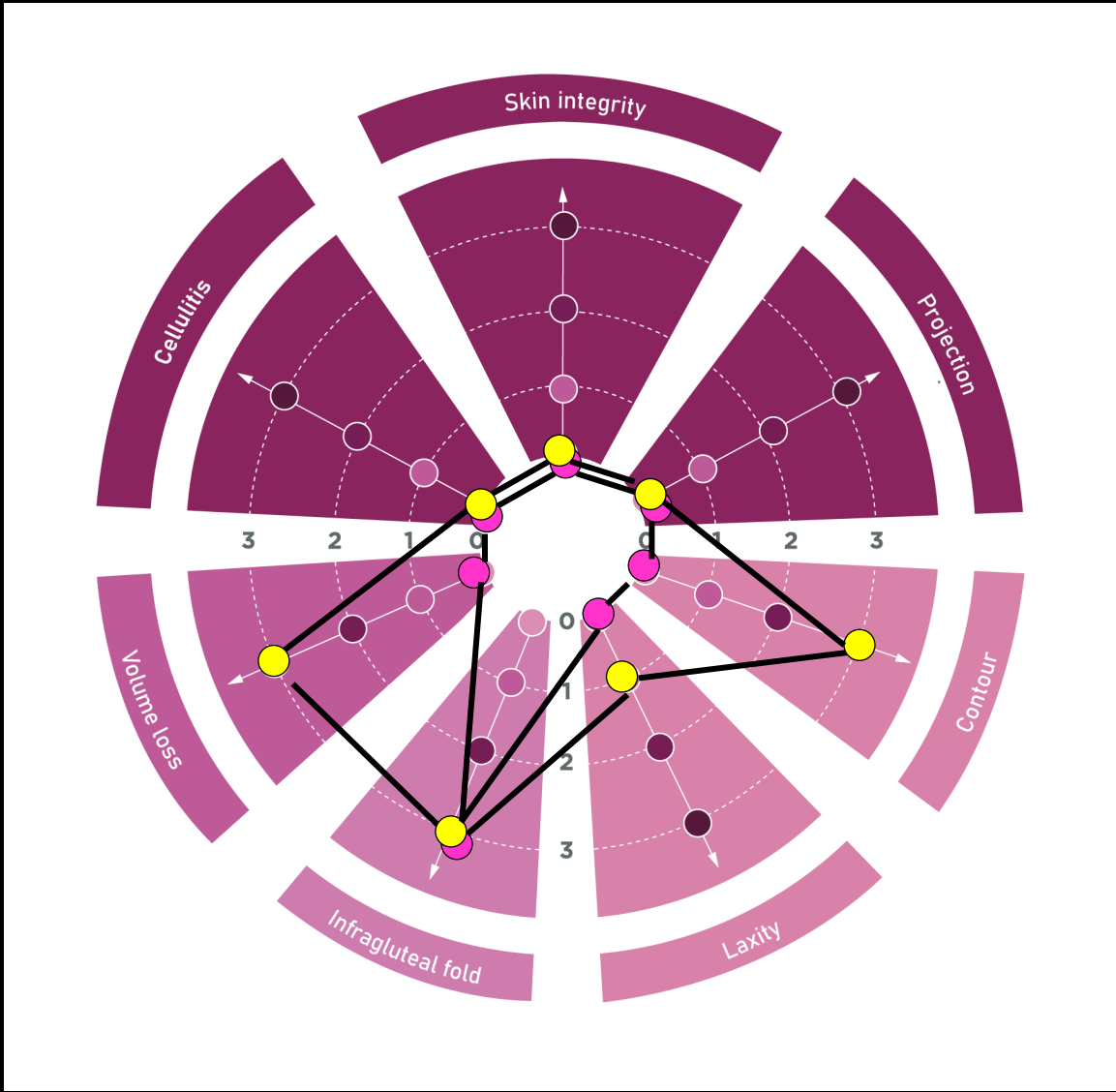
GALDERMA

GAIN



GALDERMA

Luiz Avelar

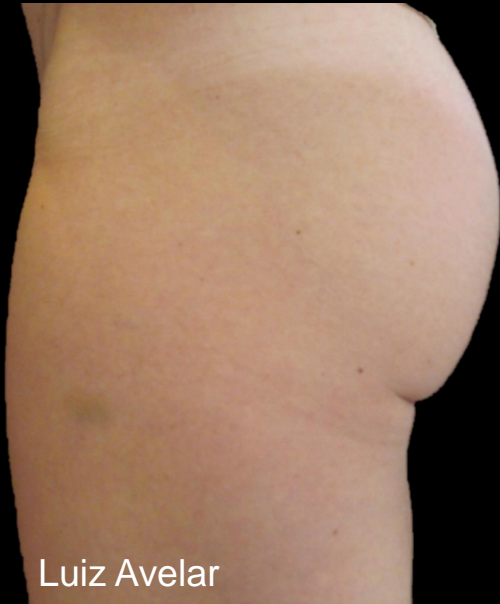


GALDERMA



Luiz Avelar

GAIN



Luiz Avelar

GALDERMA

EST. 1981

SKIN QUALITY

GAIN



Luiz Avelar

GALDERMA

GAIN



Luiz Avelar

GALDERMA



Luiz Avelar



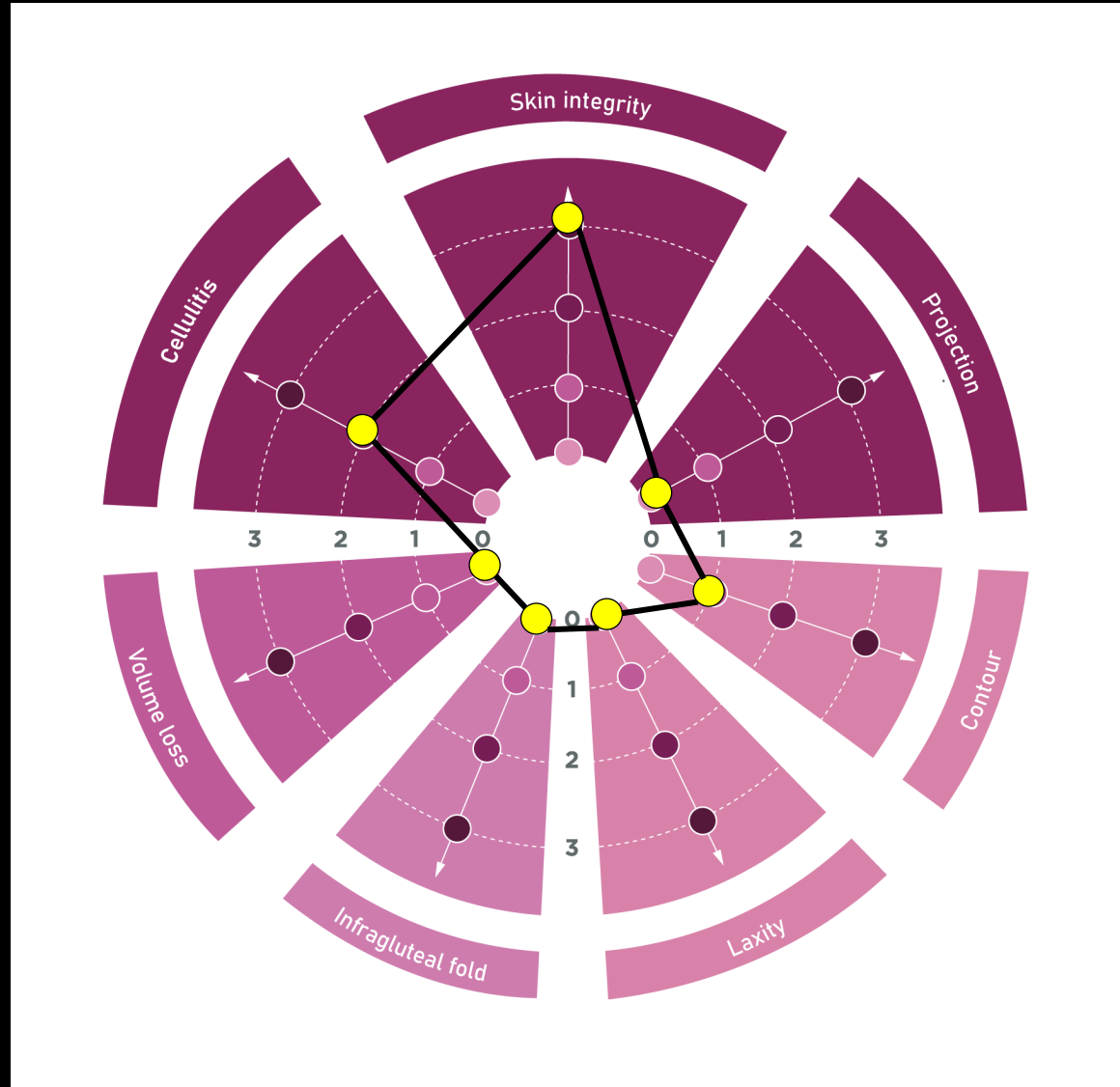
Luiz Avelar

GAIN

GALDERMA



Luiz Avelar



GAIN


GALDERMA

Goals of Treatment:

Lifting Effect



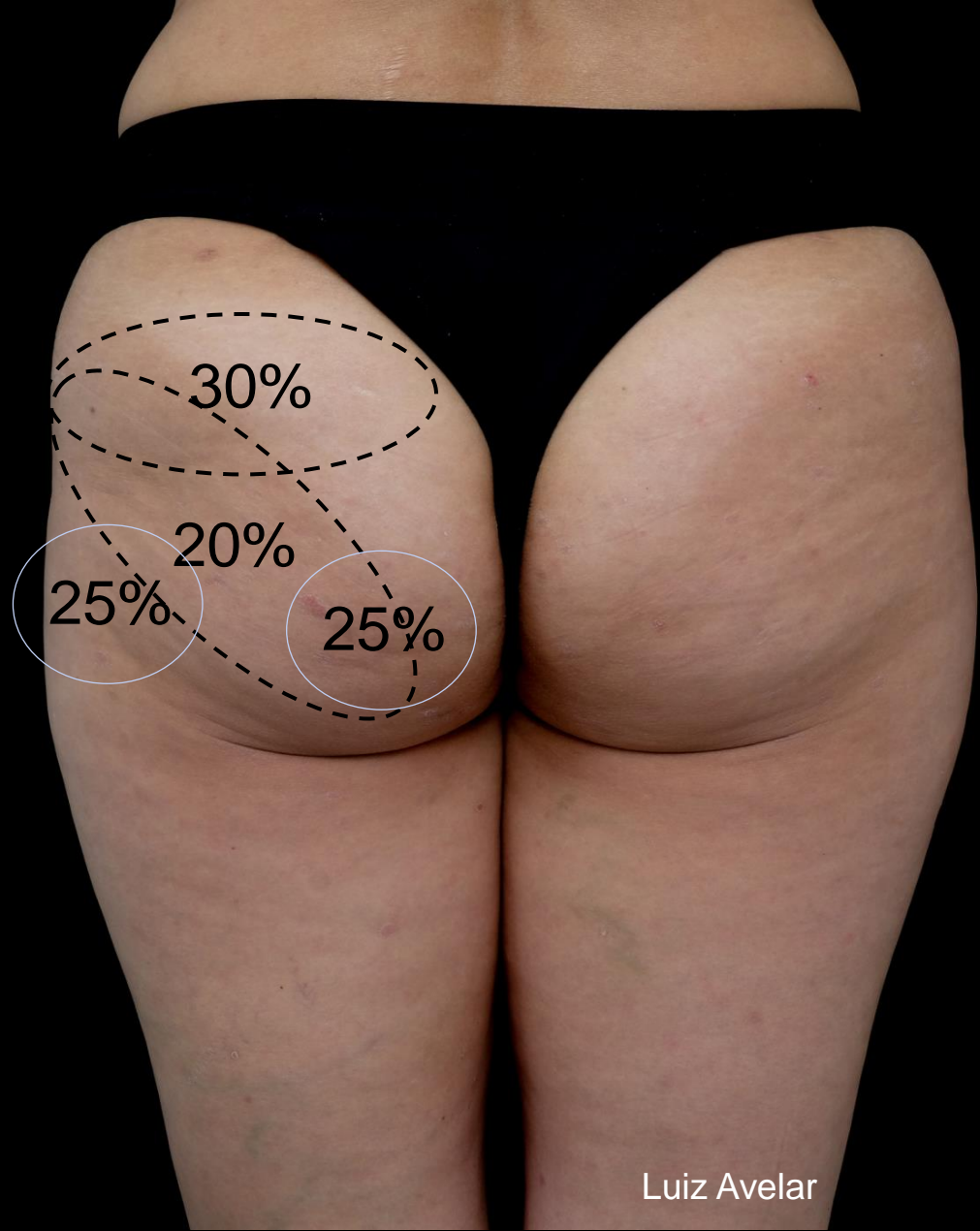

Volume and Projection



Skin Quality



Contour



Luiz Avelar



Luiz Avelar



Luiz Avelar

GAIN

GALDERMA



Luiz Avelar



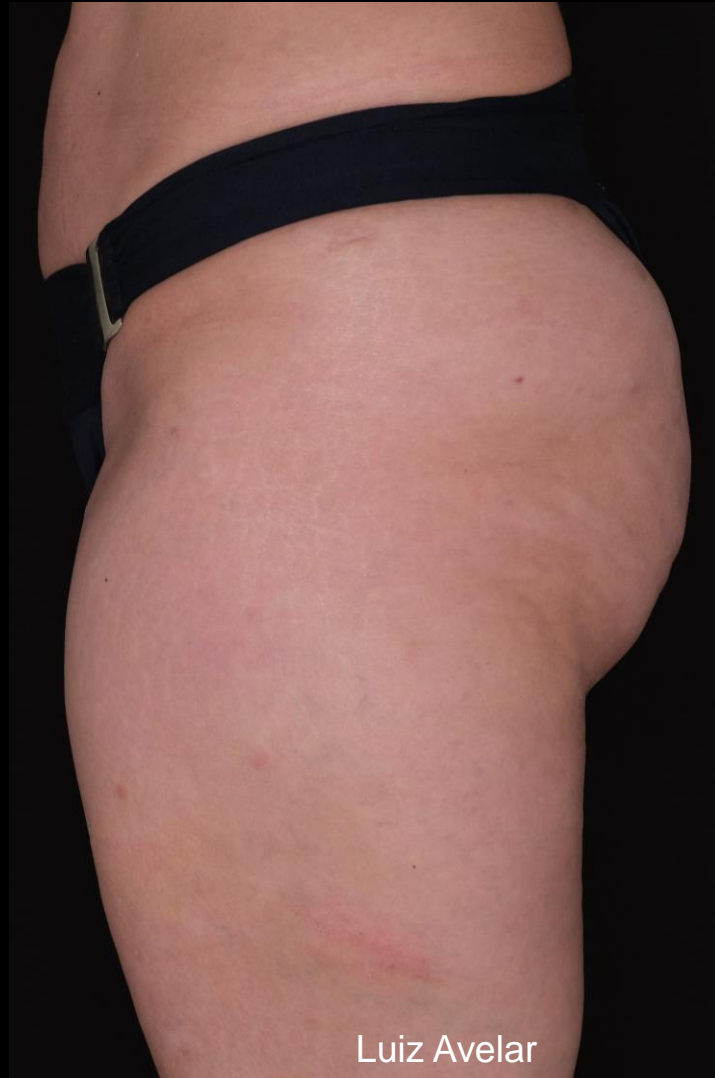
Luiz Avelar

GAIN

GALDERMA



Luiz Avelar



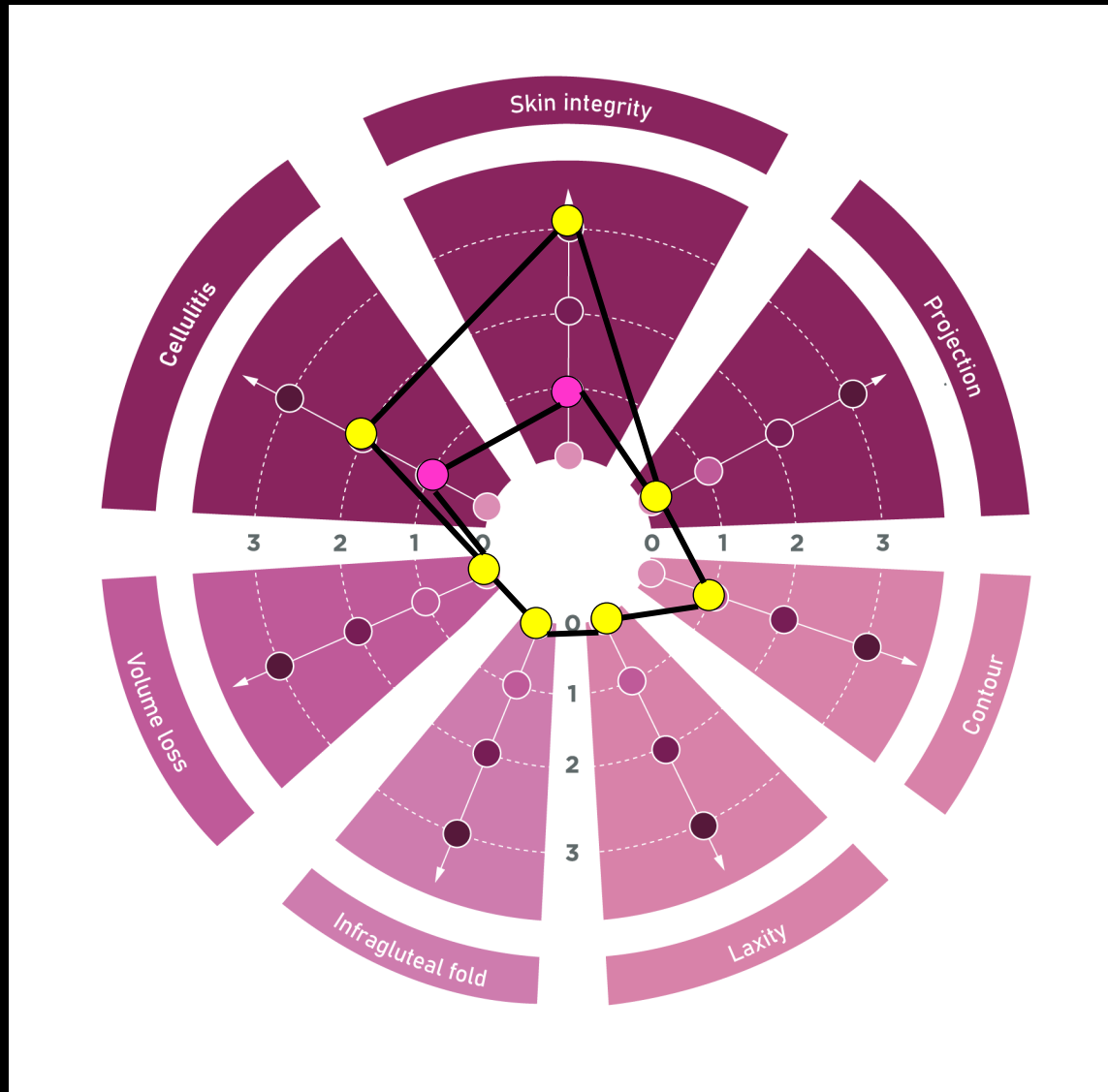
Luiz Avelar

GAIN

GALDERMA



Luiz Avelar



Luiz Avelar



GALDERMA

Takeaway Messages

- ✓ A good ASSESSMENT is key for a successful RESULT.
- ✓ BUTTOCK ASSESSMENT SCALE
 - Thorough evaluation of the region
 - Guide for the main goal of the treatment
 - Shows the improvement of the result
- ✓ FOUR goals of treatment: Lifting / Projection / Skin Quality / Contour
- ✓ At least, ONE vial / SIDE / SESSION.



Dr. Luiz Avelar

@clinica.luiz.avelar

@institutoavelarhaddad

GALDERMA

סקולפטרה – אינדיקציות מתקדמות

מהילה פר 1 וייל: 18 מ"ל sterile water for injection + 2 מ"ל לידוקאין.

נפח לס"מ מרובע: 0.05-0.1 מ"ל

אינדיקציה	מספר ויילים פר טיפול	מספר טיפולים	אינטרוול בין טיפולים
פניס*	1-2	2-3	6 שבועות
צוואר	1	2-3	6 שבועות
דקולטה	1	2-3	6 שבועות
טבור	1/4	2-3	6 שבועות
בטן	1-2	2-3	6 שבועות
זרועות	1/2-1 בכל זרוע	2-3	6 שבועות
ירך קדמית/ אחורית/ פנימית	1 בכל צד של רגל	2-3	6 שבועות
גב היד	1/2 בכל יד	2-3	6 שבועות
ישבן	4-6	2-3	6 שבועות
בריכים	1/2 בכל ברך	2-3	6 שבועות

*מהילה לפנים – 1:10 (8 מ"ל sterile water for injection + 2 מ"ל לידוקאין)

ההזרקה לכל האיזורים בגוף (כולל פנים) מומלצת עם קנולה 22G או מחט 25G

ישבן בלבד – קנולה 18G

הנתונים בטבלה זו הינם בגדר המלצות כלליות בלבד

יש להפעיל שיקול דעת סובייקטיבי לכל מטופלת



Sculptra

- ✓ *infinite possibilities*
- ✓ *treatment protocols*
- ✓ *Associations (skinboosters, technologies...)*